



2010-11

Pride Learning Environment Survey, Grades 6-12

MEEK ELEMENTARY SCHOOL FREQUENCY DISTRIBUTION REPORT

Contents

1	Introduction	7
2	Personal and Family Information	8
3	Student Information	11
4	School Life	16
5	While at school have you (Past Year):	33
6	In my school, I feel safe:	35
7	General Feelings	38
8	Within the past year how often have you:	40
9	What effect do you most often get when you:	44
10	How old were you when you:	45
11	How much do you think people risk harming themselves (physically or in other ways) if they:	47
12	How wrong do your parents feel it would be for you to:	48
13	Where do you usually:	49
14	When do you usually:	53

List of Tables

1	Ethnic Origin:	8
2	Sex:	8
3	Age:	8
4	Grade:	9
5	Do you live with...:	9
6	Do you have a job?	9
7	Does your father have a job?	9
8	Does your mother have a job?	10
9	What is the educational level of your father?	10
10	What is the educational level of your mother?	10
11	Putting them all together, what were your grades last year?	11
12	Do you get into trouble at school?	11
13	Do you take part in school sports teams?	11
14	Do you take part in school activities such as band, clubs, etc.?	11
15	Do you take part in community activities such as scouts, recreation teams, youth clubs, etc.?	12
16	Do you attend church, synagogue, etc.?	12
17	Does your school set clear rules on bullying?	12
18	Do your parents set clear rules for you?	12
19	Do your parents punish you when you break the rules?	13
20	Have you been in trouble with the police?	13
21	Do you take part in gang activities?	13
22	Have you thought about committing suicide?	13
23	Have you skipped school without your parents' permission in the past year?	14
24	Does your school set clear rules on using drugs at school?	14
25	Have you had 5 or more glasses of beer, coolers, breezers or liquor within a few hours?	14
26	Have you changed schools (including changing from elementary to middle or middle to high school) in the past year?	14
27	In the past year, have you received an out-of-school suspension?	14
28	In the past year, have you received an in-school suspension?	15
29	Students have lots of chances to help decide things like class activities and rules.	16
30	Students are picked on by other students for working hard at our school.	16
31	I trust my teachers.	16
32	At least one adult in my school really cares about me.	16
33	I can talk to teachers openly and freely about my concerns.	17
34	I can go to a teacher to get help solving problems at home or school.	17
35	I have a healthy relationship with at least one adult at my school.	17
36	Students help each other when they are hurt or upset.	17
37	I know that my teachers care about me.	18

38	Students have lots of chances to talk with a teacher one-on-one. . . .	18
39	My best friends would rather be somewhere else than in school. . . .	18
40	My emotions cause problems in my life at school.	18
41	Most kids don't care about their school grades.	19
42	The thing I like about my school is that most students get along well together.	19
43	My school is a good place for me to learn.	19
44	Students at my school care about learning.	19
45	Students come to school prepared to learn.	20
46	Students treat teachers in my school with respect.	20
47	Parents treat teachers in my school with respect.	20
48	I feel like I am part of this school.	20
49	Students at my school have pride in our school.	21
50	My school is clean and kept in good condition.	21
51	Do you feel your school work is important?	21
52	I feel a lot of stress during the standardized achievement testing period.	21
53	I take pride in my academic accomplishments.	22
54	Most of my classes challenge me academically.	22
55	One or more of my teachers encourages me to achieve more than I ever thought I could.	22
56	We have plenty of textbooks and other supplies for our lessons. . . .	22
57	My class sizes are too large for me to learn well.	23
58	We don't learn much when a substitute teacher is in the classroom. .	23
59	To what degree do the following interfere with your class work: Bullying (verbal, physical, emotional).	23
60	To what degree do the following interfere with your class work: Cyber bullying.	23
61	To what degree do the following interfere with your class work: Student absences.	24
62	To what degree do the following interfere with your class work: Fights and other violence	24
63	This year at school, how many times have: You been left out of things on purpose by other students, excluded from their group of friends, or completely ignored?	24
64	This year at school, how many times have: You been called mean names, been made fun of, or been teased in a hurtful way?	24
65	This year at school, how many times have: Other students told lies or spread false rumors about you?	25
66	This year at school, how many times have: Other students threatened or forced you to do things you did not want to do?	25
67	This year at school, how many times have: Other students used the Internet or a cell phone to threaten or embarrass you by posting mean messages or photos of you?	25

68	Thinking back over the past year in school, how often did you: Enjoy being in school?	25
69	Thinking back over the past year in school, how often did you: Hate being in school?	26
70	Thinking back over the past year in school, how often did you: Try to do your best work in school?	26
71	How many times in the past year (12 months) have you done extra work on your own for school?	26
72	In the past year (12 months), how many of your four best friends have tried to do well in school?	26
73	During the LAST FOUR WEEKS, how many whole days have you missed because you skipped or cut?	27
74	What are the chances you would be seen as cool if you defended someone who was being verbally abused at school?	27
75	Thinking back over the past year in school, I think: My teachers liked their job of teaching students.	27
76	Thinking back over the past year in school, I think: My teachers get stressed out during the time we take our standardized achievement tests.	27
77	Thinking back over the past year in school, I think: My teachers spend a lot of time helping students with their personal problems. . .	28
78	Thinking back over the past year in school, I think: My teachers tell me that I will be successful in the future.	28
79	Thinking back over the past year in school, I think: My teachers complain about having a lot of work to do at home after school. . . .	28
80	Thinking back over the past year in school, I think: My teachers call my home to talk to my parents about how I'm doing at school. .	28
81	Thinking back over the past year in school, I think: My teachers notice when I am doing a good job and let me know about it.	29
82	Thinking back over the past year in school, I think: My principal enforces school rules and backs up my teacher when needed.	29
83	Thinking back over the past year in school, I think: Teachers treat one another with respect in my school.	29
84	Thinking back over the past year in school, I think: Teachers help one another when one of them is feeling overwhelmed.	29
85	Thinking back over the past year in school, I think: Our teachers work together to plan classroom activities.	30
86	Thinking back over the past year in school, I think: Teachers talk to students like me about going to college.	30
87	Thinking back over the past year in school, I think: Teachers care about students in this school.	30
88	Thinking back over the past year in school, I think: Teachers make all students feel like they belong at school.	30
89	Thinking back over the past year in school, I think: Teachers help make decisions about school policies and activities.	31

90	Thinking back over the past year in school, I think: Teachers allow students to say what they really think about school.	31
91	Thinking back over the past year in school, I think: Teachers in our school tell me that it's OK to have my feelings.	31
92	Thinking back over the past year in school, I think: Teachers treat students with respect.	31
93	Thinking back over the past year in school, I think: Teachers encourage students to stay in school.	32
94	Thinking back over the past year in school, I think: Teachers help students cope with stress.	32
95	While at school have you (Past Year): Carried a handgun?	33
96	While at school have you (Past Year): Threatened to hurt a student by hitting, slapping or kicking?	33
97	While at school have you (Past Year): Hurt a student by hitting, slapping or kicking?	33
98	While at school have you (Past Year): Had a student threaten to hit, slap or kick you?	33
99	While at school have you (Past Year): Been afraid a student may hurt you?	34
100	While at school have you (Past Year): Been hurt by a student who hit, slapped or kicked you?	34
101	In my school, I feel safe: In the classroom.	35
102	In my school, I feel safe: In the cafeteria (lunchroom).	35
103	In my school, I feel safe: In the halls.	35
104	In my school, I feel safe: In the bathroom.	35
105	In my school, I feel safe: In the gym.	36
106	In my school, I feel safe: On the school bus.	36
107	In my school, I feel safe: At school events (ballgames, etc.).	36
108	In my school, I feel safe: On the playground.	36
109	In my school, I feel safe: In the parking lot.	37
110	How much of the time during the past month, have you: Been a very nervous person?	38
111	How much of the time during the past month, have you: Have you felt downhearted and blue?	38
112	How much of the time during the past month, have you: Felt so down in the dumps that nothing could cheer you up?	38
113	How much of the time during the past month, have you: Been a happy person?	39
114	How much of the time during the past month, have you: Felt calm and peaceful?	39
115	Within the past year how often have you: Smoked cigarettes?	40
116	Within the past year how often have you: Used smokeless tobacco (chew, etc.)?	40
117	Within the past year how often have you: Smoked cigars?	40
118	Within the past year how often have you: Drank beer?	41

119	Within the past year how often have you: Drank coolers, breezers, hard lemonade, etc.?	41
120	Within the past year how often have you: Drank liquor (for example, vodka, whiskey or gin)?	41
121	Within the past year how often have you: Smoked marijuana (pot, hashish, etc.)?	42
122	Within the past year how often have you: Used prescription drugs (such as Ritalin, Adderall, Xanax) to get high?	42
123	Within the past year how often have you: Used prescription pain killers (like Vicodin, OxyContin, or Percocet) to get high?	42
124	Within the past year how often have you: Used over-the-counter drugs to get high?	43
125	What effect do you most often get when you: Drink beer?	44
126	What effect do you most often get when you: Drink coolers, breezers, etc.?	44
127	What effect do you most often get when you: Drink hard liquor (for example, vodka, whiskey, or gin)?	44
128	What effect do you most often get when you: Smoke marijuana (pot, hashish, etc.)?	44
129	How old were you when you: First had a drink of beer, wine or hard liquor (for example, vodka, whiskey, or gin)?	45
130	How old were you when you: First smoked part or all of a cigarette?	45
131	How old were you when you: First used marijuana or hashish?	46
132	How much do you think people risk harming themselves (physically or in other ways) if they: Take one or two drinks of an alcoholic beverage (beer, wine, liquor) nearly every day?	47
133	How much do you think people risk harming themselves (physically or in other ways) if they: Smoke one or more packs of cigarettes per day?	47
134	How much do you think people risk harming themselves (physically or in other ways) if they: Smoke marijuana regularly?	47
135	How wrong do your parents feel it would be for you to: Drink beer, wine, or hard liquor (for example, vodka, whiskey, or gin) regularly?	48
136	How wrong do your parents feel it would be for you to: Smoke cigarettes?	48
137	How wrong do your parents feel it would be for you to: Smoke marijuana?	48
138	Where do you usually: Smoke cigarettes? - Do Not Use	49
139	Where do you usually: Smoke cigarettes? - At Home	49
140	Where do you usually: Smoke cigarettes? - At School	49
141	Where do you usually: Smoke cigarettes? - In A Car	49
142	Where do you usually: Smoke cigarettes? - Friend's House	49
143	Where do you usually: Smoke cigarettes? - Other	50
144	Where do you usually: Drink beer, wine or hard liquor? - Do Not Use	50
145	Where do you usually: Drink beer, wine or hard liquor? - At Home	50

List of Figures

146	Where do you usually: Drink beer, wine or hard liquor? - At School	50
147	Where do you usually: Drink beer, wine or hard liquor? - In A Car	50
148	Where do you usually: Drink beer, wine or hard liquor? - Friend's House	50
149	Where do you usually: Drink beer, wine or hard liquor? - Other	51
150	Where do you usually: Smoke marijuana (pot, hashish, etc.)? - Do Not Use	51
151	Where do you usually: Smoke marijuana (pot, hashish, etc.)? - At Home	51
152	Where do you usually: Smoke marijuana (pot, hashish, etc.)? - At School	51
153	Where do you usually: Smoke marijuana (pot, hashish, etc.)? - In A Car	51
154	Where do you usually: Smoke marijuana (pot, hashish, etc.)? - Friend's House	51
155	Where do you usually: Smoke marijuana (pot, hashish, etc.)? - Other	52
156	When do you usually: Smoke cigarettes? - Do Not Use	53
157	When do you usually: Smoke cigarettes? - Before School	53
158	When do you usually: Smoke cigarettes? - During School	53
159	When do you usually: Smoke cigarettes? - After School	53
160	When do you usually: Smoke cigarettes? - Week Night	53
161	When do you usually: Smoke cigarettes? - Weekend	54
162	When do you usually: Drink beer, wine or hard liquor? - Do Not Use	54
163	When do you usually: Drink beer, wine or hard liquor? - Before School	54
164	When do you usually: Drink beer, wine or hard liquor? - During School	54
165	When do you usually: Drink beer, wine or hard liquor? - After School	54
166	When do you usually: Drink beer, wine or hard liquor? - Week Night	54
167	When do you usually: Drink beer, wine or hard liquor? - Weekend	55
168	When do you usually: Smoke marijuana (pot, hashish, etc.)? - Do Not Use	55
169	When do you usually: Smoke marijuana (pot, hashish, etc.)? - Before School	55
170	When do you usually: Smoke marijuana (pot, hashish, etc.)? - During School	55
171	When do you usually: Smoke marijuana (pot, hashish, etc.)? - After School	55
172	When do you usually: Smoke marijuana (pot, hashish, etc.)? - Week Night	55
173	When do you usually: Smoke marijuana (pot, hashish, etc.)? - Weekend	56

1 Introduction

This report was generated from data collected on the *Pride Learning Environment Survey, Grades 6-12*. The following tables contain frequency distributions detailing how respondents answered each question on the survey. The tables appear in the same order as the questions on the survey. The tables include breakdowns by grade level as well as overall percentages. The *N of Valid* row is a frequency count of the number of valid responses to each question for each grade and overall. The *N of Miss* row is a frequency count of the number of invalid (marked more than one response) or missing (i.e. did not respond) responses to each question for each grade and overall.

For the questions that allowed more than one response, each response becomes a separate table. If a student did not mark the response, that was counted as a NO response, and if they did mark the response, that was counted as a YES response. Since a non response is a valid response for these questions, the *N of Miss* will always be zero for these questions.

Questions regarding the information found in this report can be directed to:

Pride Surveys

160 Vanderbilt Court
Bowling Green, KY 42103
1-800-279-6361
www.pridesurveys.com

2 Personal and Family Information

Table 1: Ethnic Origin:


Response	6	Total	
White	100.0	100.0	
African American	0.0	0.0	
Hispanic/Latino	0.0	0.0	
Asian/Pacific Islander	0.0	0.0	
Native American	0.0	0.0	
Mixed Origin	0.0	0.0	
Other	0.0	0.0	
N of Valid	32	32	
N of Miss	0	0	

Table 2: Sex:



Response	6	Total	
Male	50.0	50.0	
Female	50.0	50.0	
N of Valid	32	32	
N of Miss	0	0	

Table 3: Age:





Response	6	Total	
10 years old or less	0.0	0.0	
11	25.0	25.0	
12	59.4	59.4	
13	12.5	12.5	
14	3.1	3.1	
15	0.0	0.0	
16	0.0	0.0	
17	0.0	0.0	
18	0.0	0.0	
19 years old or more	0.0	0.0	
N of Valid	32	32	
N of Miss	0	0	

Table 4: Grade:


Response	6	Total	
6	100.0	100.0	
7	0.0	0.0	
8	0.0	0.0	
9	0.0	0.0	
10	0.0	0.0	
11	0.0	0.0	
12	0.0	0.0	
N of Valid	32	32	
N of Miss	0	0	

Table 5: Do you live with...







Response	6	Total	
Both parents	65.6	65.6	
Mother only	18.8	18.8	
Father only	3.1	3.1	
Mother & stepfather	6.2	6.2	
Father & stepmother	0.0	0.0	
Grandparents	3.1	3.1	
Foster parents	3.1	3.1	
Other	0.0	0.0	
N of Valid	32	32	
N of Miss	0	0	

Table 6: Do you have a job?



Response	6	Total	
Yes, full-time	0.0	0.0	
Yes, part-time	13.3	13.3	
No	86.7	86.7	
N of Valid	30	30	
N of Miss	2	2	

Table 7: Does your father have a job?




Response	6	Total	
Yes, full-time	84.4	84.4	
Yes, part-time	9.4	9.4	
No	6.2	6.2	
N of Valid	32	32	
N of Miss	0	0	

Table 8: Does your mother have a job?




Response	6	Total	
Yes, full-time	50.0	50.0	
Yes, part-time	25.0	25.0	
No	25.0	25.0	
N of Valid	28	28	
N of Miss	4	4	

Table 9: What is the educational level of your father?









Response	6	Total	
Some high school	46.2	46.2	
High school graduate	42.3	42.3	
Some college	3.8	3.8	
College graduate	7.7	7.7	
N of Valid	26	26	
N of Miss	6	6	

Table 10: What is the educational level of your mother?

Response	6	Total	
Some high school	40.9	40.9	
High school graduate	27.3	27.3	
Some college	22.7	22.7	
College graduate	9.1	9.1	
N of Valid	22	22	
N of Miss	10	10	

3 Student Information

Table 11: Putting them all together, what were your grades last year?

Response	6	Total	
Mostly A's	48.4	48.4	
Mostly B's	41.9	41.9	
Mostly C's	9.7	9.7	
Mostly D's	0.0	0.0	
Mostly F's	0.0	0.0	
N of Valid	31	31	
N of Miss	1	1	

Table 12: Do you get into trouble at school?

Response	6	Total	
Never	18.8	18.8	
Seldom	31.2	31.2	
Sometimes	40.6	40.6	
Often	0.0	0.0	
A Lot	9.4	9.4	
N of Valid	32	32	
N of Miss	0	0	

Table 13: Do you take part in school sports teams?

Response	6	Total	
Never	9.7	9.7	
Seldom	6.5	6.5	
Sometimes	12.9	12.9	
Often	19.4	19.4	
A Lot	51.6	51.6	
N of Valid	31	31	
N of Miss	1	1	

Table 14: Do you take part in school activities such as band, clubs, etc.?

Response	6	Total	
Never	50.0	50.0	
Seldom	6.2	6.2	
Sometimes	15.6	15.6	
Often	9.4	9.4	
A Lot	18.8	18.8	
N of Valid	32	32	
N of Miss	0	0	

Table 15: Do you take part in community activities such as scouts, recreation teams, youth clubs, etc.?





Response	6	Total	
Never	59.4	59.4	
Seldom	18.8	18.8	
Sometimes	0.0	0.0	
Often	15.6	15.6	
A Lot	6.2	6.2	
N of Valid	32	32	
N of Miss	0	0	

Table 16: Do you attend church, synagogue, etc.?






Response	6	Total	
Never	3.1	3.1	
Seldom	6.2	6.2	
Sometimes	28.1	28.1	
Often	18.8	18.8	
A Lot	43.8	43.8	
N of Valid	32	32	
N of Miss	0	0	

Table 17: Does your school set clear rules on bullying?





Response	6	Total	
Never	0.0	0.0	
Seldom	3.1	3.1	
Sometimes	6.2	6.2	
Often	18.8	18.8	
A Lot	71.9	71.9	
N of Valid	32	32	
N of Miss	0	0	

Table 18: Do your parents set clear rules for you?





Response	6	Total	
Never	0.0	0.0	
Seldom	3.4	3.4	
Sometimes	20.7	20.7	
Often	27.6	27.6	
A Lot	48.3	48.3	
N of Valid	29	29	
N of Miss	3	3	

Table 19: Do your parents punish you when you break the rules?






Response	6	Total	
Never	10.0	10.0	
Seldom	10.0	10.0	
Sometimes	16.7	16.7	
Often	36.7	36.7	
A Lot	26.7	26.7	
N of Valid	30	30	
N of Miss	2	2	

Table 20: Have you been in trouble with the police?




Response	6	Total	
Never	87.1	87.1	
Seldom	9.7	9.7	
Sometimes	0.0	0.0	
Often	3.2	3.2	
A Lot	0.0	0.0	
N of Valid	31	31	
N of Miss	1	1	

Table 21: Do you take part in gang activities?





Response	6	Total	
Never	81.2	81.2	
Seldom	9.4	9.4	
Sometimes	6.2	6.2	
Often	0.0	0.0	
A Lot	3.1	3.1	
N of Valid	32	32	
N of Miss	0	0	

Table 22: Have you thought about committing suicide?






Response	6	Total	
Never	83.3	83.3	
Seldom	3.3	3.3	
Sometimes	6.7	6.7	
Often	3.3	3.3	
A Lot	3.3	3.3	
N of Valid	30	30	
N of Miss	2	2	

Table 23: Have you skipped school without your parents' permission in the past year?



Response	6	Total	
Never	90.6	90.6	
Seldom	9.4	9.4	
Sometimes	0.0	0.0	
Often	0.0	0.0	
A Lot	0.0	0.0	
N of Valid	32	32	
N of Miss	0	0	

Table 24: Does your school set clear rules on using drugs at school?





Response	6	Total	
Never	6.7	6.7	
Seldom	6.7	6.7	
Sometimes	0.0	0.0	
Often	16.7	16.7	
A Lot	70.0	70.0	
N of Valid	30	30	
N of Miss	2	2	

Table 25: Have you had 5 or more glasses of beer, coolers, breezers or liquor within a few hours?



Response	6	Total	
No	93.8	93.8	
Yes	6.2	6.2	
N of Valid	32	32	
N of Miss	0	0	

Table 26: Have you changed schools (including changing from elementary to middle or middle to high school) in the past year?



Response	6	Total	
No	68.8	68.8	
Yes	31.2	31.2	
N of Valid	32	32	
N of Miss	0	0	

Table 27: In the past year, have you received an out-of-school suspension?





Response	6	Total	
No	96.9	96.9	
Yes	3.1	3.1	
N of Valid	32	32	
N of Miss	0	0	

Table 28: In the past year, have you received an in-school suspension?

Response	6	Total	
No	93.5	93.5	
Yes	6.5	6.5	
N of Valid	31	31	
N of Miss	1	1	

4 School Life

Table 29: Students have lots of chances to help decide things like class activities and rules.





Response	6	Total	
Not True At All	12.5	12.5	
Somewhat Not True	9.4	9.4	
Somewhat True	53.1	53.1	
Very True	25.0	25.0	
N of Valid	32	32	
N of Miss	0	0	

Table 30: Students are picked on by other students for working hard at our school.





Response	6	Total	
Not True At All	40.0	40.0	
Somewhat Not True	20.0	20.0	
Somewhat True	20.0	20.0	
Very True	20.0	20.0	
N of Valid	30	30	
N of Miss	2	2	

Table 31: I trust my teachers.





Response	6	Total	
Not True At All	6.2	6.2	
Somewhat Not True	6.2	6.2	
Somewhat True	18.8	18.8	
Very True	68.8	68.8	
N of Valid	32	32	
N of Miss	0	0	

Table 32: At least one adult in my school really cares about me.





Response	6	Total	
Not True At All	9.4	9.4	
Somewhat Not True	3.1	3.1	
Somewhat True	28.1	28.1	
Very True	59.4	59.4	
N of Valid	32	32	
N of Miss	0	0	

Table 33: I can talk to teachers openly and freely about my concerns.





Response	6	Total	
Not True At All	6.2	6.2	
Somewhat Not True	15.6	15.6	
Somewhat True	31.2	31.2	
Very True	46.9	46.9	
N of Valid	32	32	
N of Miss	0	0	

Table 34: I can go to a teacher to get help solving problems at home or school.





Response	6	Total	
Not True At All	3.1	3.1	
Somewhat Not True	6.2	6.2	
Somewhat True	34.4	34.4	
Very True	56.2	56.2	
N of Valid	32	32	
N of Miss	0	0	

Table 35: I have a healthy relationship with at least one adult at my school.





Response	6	Total	
Not True At All	12.9	12.9	
Somewhat Not True	6.5	6.5	
Somewhat True	25.8	25.8	
Very True	54.8	54.8	
N of Valid	31	31	
N of Miss	1	1	

Table 36: Students help each other when they are hurt or upset.





Response	6	Total	
Not True At All	9.4	9.4	
Somewhat Not True	9.4	9.4	
Somewhat True	34.4	34.4	
Very True	46.9	46.9	
N of Valid	32	32	
N of Miss	0	0	

Table 37: I know that my teachers care about me.





Response	6	Total	
Not True At All	6.5	6.5	
Somewhat Not True	6.5	6.5	
Somewhat True	32.3	32.3	
Very True	54.8	54.8	
N of Valid	31	31	
N of Miss	1	1	

Table 38: Students have lots of chances to talk with a teacher one-on-one.





Response	6	Total	
Not True At All	6.5	6.5	
Somewhat Not True	9.7	9.7	
Somewhat True	58.1	58.1	
Very True	25.8	25.8	
N of Valid	31	31	
N of Miss	1	1	

Table 39: My best friends would rather be somewhere else than in school.





Response	6	Total	
Not True At All	12.5	12.5	
Somewhat Not True	9.4	9.4	
Somewhat True	28.1	28.1	
Very True	50.0	50.0	
N of Valid	32	32	
N of Miss	0	0	

Table 40: My emotions cause problems in my life at school.





Response	6	Total	
Not True At All	43.3	43.3	
Somewhat Not True	20.0	20.0	
Somewhat True	26.7	26.7	
Very True	10.0	10.0	
N of Valid	30	30	
N of Miss	2	2	

Table 41: Most kids don't care about their school grades.





Response	6	Total	
Not True At All	9.4	9.4	
Somewhat Not True	25.0	25.0	
Somewhat True	40.6	40.6	
Very True	25.0	25.0	
N of Valid	32	32	
N of Miss	0	0	

Table 42: The thing I like about my school is that most students get along well together.





Response	6	Total	
Not True At All	18.8	18.8	
Somewhat Not True	21.9	21.9	
Somewhat True	46.9	46.9	
Very True	12.5	12.5	
N of Valid	32	32	
N of Miss	0	0	

Table 43: My school is a good place for me to learn.





Response	6	Total	
Not True At All	3.1	3.1	
Somewhat Not True	6.2	6.2	
Somewhat True	25.0	25.0	
Very True	65.6	65.6	
N of Valid	32	32	
N of Miss	0	0	

Table 44: Students at my school care about learning.





Response	6	Total	
Not True At All	15.6	15.6	
Somewhat Not True	25.0	25.0	
Somewhat True	43.8	43.8	
Very True	15.6	15.6	
N of Valid	32	32	
N of Miss	0	0	

Table 45: Students come to school prepared to learn.





Response	6	Total	
Not True At All	25.0	25.0	
Somewhat Not True	34.4	34.4	
Somewhat True	37.5	37.5	
Very True	3.1	3.1	
N of Valid	32	32	
N of Miss	0	0	

Table 46: Students treat teachers in my school with respect.





Response	6	Total	
Not True At All	12.5	12.5	
Somewhat Not True	21.9	21.9	
Somewhat True	59.4	59.4	
Very True	6.2	6.2	
N of Valid	32	32	
N of Miss	0	0	

Table 47: Parents treat teachers in my school with respect.





Response	6	Total	
Not True At All	6.5	6.5	
Somewhat Not True	9.7	9.7	
Somewhat True	35.5	35.5	
Very True	48.4	48.4	
N of Valid	31	31	
N of Miss	1	1	

Table 48: I feel like I am part of this school.





Response	6	Total	
Not True At All	9.4	9.4	
Somewhat Not True	12.5	12.5	
Somewhat True	28.1	28.1	
Very True	50.0	50.0	
N of Valid	32	32	
N of Miss	0	0	

Table 49: Students at my school have pride in our school.





Response	6	Total	
Not True At All	6.2	6.2	
Somewhat Not True	21.9	21.9	
Somewhat True	31.2	31.2	
Very True	40.6	40.6	
N of Valid	32	32	
N of Miss	0	0	

Table 50: My school is clean and kept in good condition.





Response	6	Total	
Not True At All	6.2	6.2	
Somewhat Not True	18.8	18.8	
Somewhat True	31.2	31.2	
Very True	43.8	43.8	
N of Valid	32	32	
N of Miss	0	0	

Table 51: Do you feel your school work is important?






Response	6	Total	
Very important	50.0	50.0	
Quite important	25.0	25.0	
Fairly important	12.5	12.5	
Somewhat important	6.2	6.2	
Not important at all	6.2	6.2	
N of Valid	32	32	
N of Miss	0	0	

Table 52: I feel a lot of stress during the standardized achievement testing period.





Response	6	Total	
Not True At All	16.1	16.1	
Somewhat Not True	16.1	16.1	
Somewhat True	45.2	45.2	
Very True	22.6	22.6	
N of Valid	31	31	
N of Miss	1	1	

Table 53: I take pride in my academic accomplishments.





Response	6	Total	
Not True At All	3.2	3.2	
Somewhat Not True	16.1	16.1	
Somewhat True	38.7	38.7	
Very True	41.9	41.9	
N of Valid	31	31	
N of Miss	1	1	

Table 54: Most of my classes challenge me academically.





Response	6	Total	
Not True At All	13.3	13.3	
Somewhat Not True	23.3	23.3	
Somewhat True	36.7	36.7	
Very True	26.7	26.7	
N of Valid	30	30	
N of Miss	2	2	

Table 55: One or more of my teachers encourages me to achieve more than I ever thought I could.





Response	6	Total	
Not True At All	9.7	9.7	
Somewhat Not True	6.5	6.5	
Somewhat True	35.5	35.5	
Very True	48.4	48.4	
N of Valid	31	31	
N of Miss	1	1	

Table 56: We have plenty of textbooks and other supplies for our lessons.





Response	6	Total	
Not True At All	3.3	3.3	
Somewhat Not True	13.3	13.3	
Somewhat True	50.0	50.0	
Very True	33.3	33.3	
N of Valid	30	30	
N of Miss	2	2	

Table 57: My class sizes are too large for me to learn well.




Response	6	Total	
Not True At All	46.7	46.7	
Somewhat Not True	33.3	33.3	
Somewhat True	20.0	20.0	
Very True	0.0	0.0	
N of Valid	30	30	
N of Miss	2	2	

Table 58: We don't learn much when a substitute teacher is in the classroom.





Response	6	Total	
Not True At All	33.3	33.3	
Somewhat Not True	20.0	20.0	
Somewhat True	40.0	40.0	
Very True	6.7	6.7	
N of Valid	30	30	
N of Miss	2	2	

Table 59: To what degree do the following interfere with your class work: Bullying (verbal, physical, emotional).





Response	6	Total	
Not At All	21.9	21.9	
A Little	46.9	46.9	
Some	15.6	15.6	
A Lot	15.6	15.6	
N of Valid	32	32	
N of Miss	0	0	

Table 60: To what degree do the following interfere with your class work: Cyber bullying.





Response	6	Total	
Not At All	50.0	50.0	
A Little	34.4	34.4	
Some	12.5	12.5	
A Lot	3.1	3.1	
N of Valid	32	32	
N of Miss	0	0	

Table 61: To what degree do the following interfere with your class work: Student absences.

Response	6	Total	
Not At All	38.7	38.7	
A Little	25.8	25.8	
Some	6.5	6.5	
A Lot	29.0	29.0	
N of Valid	31	31	
N of Miss	1	1	

Table 62: To what degree do the following interfere with your class work: Fights and other violence

Response	6	Total	
Not At All	46.9	46.9	
A Little	28.1	28.1	
Some	9.4	9.4	
A Lot	15.6	15.6	
N of Valid	32	32	
N of Miss	0	0	

Table 63: This year at school, how many times have: You been left out of things on purpose by other students, excluded from their group of friends, or completely ignored?

Response	6	Total	
Not At All	43.8	43.8	
Only 1 or 2	28.1	28.1	
2 or 3/month	6.2	6.2	
Once/week	6.2	6.2	
Several/week	15.6	15.6	
N of Valid	32	32	
N of Miss	0	0	

Table 64: This year at school, how many times have: You been called mean names, been made fun of, or been teased in a hurtful way?

Response	6	Total	
Not At All	41.9	41.9	
Only 1 or 2	25.8	25.8	
2 or 3/month	9.7	9.7	
Once/week	3.2	3.2	
Several/week	19.4	19.4	
N of Valid	31	31	
N of Miss	1	1	

Table 65: This year at school, how many times have: Other students told lies or spread false rumors about you?

Response	6	Total	
Not At All	40.6	40.6	
Only 1 or 2	15.6	15.6	
2 or 3/month	3.1	3.1	
Once/week	18.8	18.8	
Several/week	21.9	21.9	
N of Valid	32	32	
N of Miss	0	0	

Table 66: This year at school, how many times have: Other students threatened or forced you to do things you did not want to do?

Response	6	Total	
Not At All	84.4	84.4	
Only 1 or 2	9.4	9.4	
2 or 3/month	0.0	0.0	
Once/week	3.1	3.1	
Several/week	3.1	3.1	
N of Valid	32	32	
N of Miss	0	0	

Table 67: This year at school, how many times have: Other students used the Internet or a cell phone to threaten or embarrass you by posting mean messages or photos of you?

Response	6	Total	
Not At All	81.2	81.2	
Only 1 or 2	9.4	9.4	
2 or 3/month	3.1	3.1	
Once/week	3.1	3.1	
Several/week	3.1	3.1	
N of Valid	32	32	
N of Miss	0	0	

Table 68: Thinking back over the past year in school, how often did you: Enjoy being in school?

Response	6	Total	
Never	16.1	16.1	
Seldom	16.1	16.1	
Sometimes	12.9	12.9	
Often	29.0	29.0	
A Lot	25.8	25.8	
N of Valid	31	31	
N of Miss	1	1	

Table 69: Thinking back over the past year in school, how often did you: Hate being in school?






Response	6	Total	
Never	16.1	16.1	
Seldom	22.6	22.6	
Sometimes	29.0	29.0	
Often	12.9	12.9	
A Lot	19.4	19.4	
N of Valid	31	31	
N of Miss	1	1	

Table 70: Thinking back over the past year in school, how often did you: Try to do your best work in school?





Response	6	Total	
Never	6.5	6.5	
Seldom	0.0	0.0	
Sometimes	19.4	19.4	
Often	12.9	12.9	
A Lot	61.3	61.3	
N of Valid	31	31	
N of Miss	1	1	

Table 71: How many times in the past year (12 months) have you done extra work on your own for school?







Response	6	Total	
Never	28.1	28.1	
1-2 times	46.9	46.9	
3-5 times	12.5	12.5	
6-9 times	6.2	6.2	
10-19 times	0.0	0.0	
20-29 times	3.1	3.1	
30-39 times	0.0	0.0	
40 or more times	3.1	3.1	
N of Valid	32	32	
N of Miss	0	0	

Table 72: In the past year (12 months), how many of your four best friends have tried to do well in school?





Response	6	Total	
None	0.0	0.0	
1	25.0	25.0	
2	9.4	9.4	
3	15.6	15.6	
4	50.0	50.0	
N of Valid	32	32	
N of Miss	0	0	

Table 73: During the LAST FOUR WEEKS, how many whole days have you missed because you skipped or cut?





Response	6	Total	
None	84.4	84.4	
1 day	6.2	6.2	
2 days	0.0	0.0	
3 days	3.1	3.1	
4-5 days	0.0	0.0	
6-10 days	0.0	0.0	
11 or more days	6.2	6.2	
N of Valid	32	32	
N of Miss	0	0	

Table 74: What are the chances you would be seen as cool if you defended someone who was being verbally abused at school?






Response	6	Total	
None or very little chance	21.9	21.9	
Little chance	28.1	28.1	
Some chance	28.1	28.1	
Pretty good chance	9.4	9.4	
Very good chance	12.5	12.5	
N of Valid	32	32	
N of Miss	0	0	

Table 75: Thinking back over the past year in school, I think: My teachers liked their job of teaching students.




Response	6	Total	
Not True At All	0.0	0.0	
Somewhat Not True	15.6	15.6	
Somewhat True	31.2	31.2	
Very True	53.1	53.1	
N of Valid	32	32	
N of Miss	0	0	

Table 76: Thinking back over the past year in school, I think: My teachers get stressed out during the time we take our standardized achievement tests.





Response	6	Total	
Not True At All	9.7	9.7	
Somewhat Not True	9.7	9.7	
Somewhat True	41.9	41.9	
Very True	38.7	38.7	
N of Valid	31	31	
N of Miss	1	1	

Table 77: Thinking back over the past year in school, I think: My teachers spend a lot of time helping students with their personal problems.





Response	6	Total	
Not True At All	12.5	12.5	
Somewhat Not True	21.9	21.9	
Somewhat True	46.9	46.9	
Very True	18.8	18.8	
N of Valid	32	32	
N of Miss	0	0	

Table 78: Thinking back over the past year in school, I think: My teachers tell me that I will be successful in the future.





Response	6	Total	
Not True At All	15.6	15.6	
Somewhat Not True	15.6	15.6	
Somewhat True	43.8	43.8	
Very True	25.0	25.0	
N of Valid	32	32	
N of Miss	0	0	

Table 79: Thinking back over the past year in school, I think: My teachers complain about having a lot of work to do at home after school.





Response	6	Total	
Not True At All	31.2	31.2	
Somewhat Not True	46.9	46.9	
Somewhat True	18.8	18.8	
Very True	3.1	3.1	
N of Valid	32	32	
N of Miss	0	0	

Table 80: Thinking back over the past year in school, I think: My teachers call my home to talk to my parents about how I'm doing at school.





Response	6	Total	
Not True At All	46.9	46.9	
Somewhat Not True	18.8	18.8	
Somewhat True	25.0	25.0	
Very True	9.4	9.4	
N of Valid	32	32	
N of Miss	0	0	

Table 81: Thinking back over the past year in school, I think: My teachers notice when I am doing a good job and let me know about it.





Response	6	Total	
Not True At All	9.4	9.4	
Somewhat Not True	9.4	9.4	
Somewhat True	46.9	46.9	
Very True	34.4	34.4	
N of Valid	32	32	
N of Miss	0	0	

Table 82: Thinking back over the past year in school, I think: My principal enforces school rules and backs up my teacher when needed.





Response	6	Total	
Not True At All	6.2	6.2	
Somewhat Not True	21.9	21.9	
Somewhat True	28.1	28.1	
Very True	43.8	43.8	
N of Valid	32	32	
N of Miss	0	0	

Table 83: Thinking back over the past year in school, I think: Teachers treat one another with respect in my school.





Response	6	Total	
Not True At All	3.1	3.1	
Somewhat Not True	6.2	6.2	
Somewhat True	18.8	18.8	
Very True	71.9	71.9	
N of Valid	32	32	
N of Miss	0	0	

Table 84: Thinking back over the past year in school, I think: Teachers help one another when one of them is feeling overwhelmed.





Response	6	Total	
Not True At All	3.1	3.1	
Somewhat Not True	9.4	9.4	
Somewhat True	53.1	53.1	
Very True	34.4	34.4	
N of Valid	32	32	
N of Miss	0	0	

Table 85: Thinking back over the past year in school, I think: Our teachers work together to plan classroom activities.





Response	6	Total	
Not True At All	6.2	6.2	
Somewhat Not True	6.2	6.2	
Somewhat True	21.9	21.9	
Very True	65.6	65.6	
N of Valid	32	32	
N of Miss	0	0	

Table 86: Thinking back over the past year in school, I think: Teachers talk to students like me about going to college.





Response	6	Total	
Not True At All	12.5	12.5	
Somewhat Not True	31.2	31.2	
Somewhat True	40.6	40.6	
Very True	15.6	15.6	
N of Valid	32	32	
N of Miss	0	0	

Table 87: Thinking back over the past year in school, I think: Teachers care about students in this school.




Response	6	Total	
Not True At All	0.0	0.0	
Somewhat Not True	3.3	3.3	
Somewhat True	26.7	26.7	
Very True	70.0	70.0	
N of Valid	30	30	
N of Miss	2	2	

Table 88: Thinking back over the past year in school, I think: Teachers make all students feel like they belong at school.





Response	6	Total	
Not True At All	3.1	3.1	
Somewhat Not True	21.9	21.9	
Somewhat True	34.4	34.4	
Very True	40.6	40.6	
N of Valid	32	32	
N of Miss	0	0	

Table 89: Thinking back over the past year in school, I think: Teachers help make decisions about school policies and activities.





Response	6	Total	
Not True At All	3.1	3.1	
Somewhat Not True	15.6	15.6	
Somewhat True	46.9	46.9	
Very True	34.4	34.4	
N of Valid	32	32	
N of Miss	0	0	

Table 90: Thinking back over the past year in school, I think: Teachers allow students to say what they really think about school.





Response	6	Total	
Not True At All	31.2	31.2	
Somewhat Not True	31.2	31.2	
Somewhat True	28.1	28.1	
Very True	9.4	9.4	
N of Valid	32	32	
N of Miss	0	0	

Table 91: Thinking back over the past year in school, I think: Teachers in our school tell me that it's OK to have my feelings.





Response	6	Total	
Not True At All	12.5	12.5	
Somewhat Not True	31.2	31.2	
Somewhat True	31.2	31.2	
Very True	25.0	25.0	
N of Valid	32	32	
N of Miss	0	0	

Table 92: Thinking back over the past year in school, I think: Teachers treat students with respect.




Response	6	Total	
Not True At All	0.0	0.0	
Somewhat Not True	15.6	15.6	
Somewhat True	34.4	34.4	
Very True	50.0	50.0	
N of Valid	32	32	
N of Miss	0	0	

Table 93: Thinking back over the past year in school, I think: Teachers encourage students to stay in school.









Response	6	Total	
Not True At All	3.2	3.2	
Somewhat Not True	9.7	9.7	
Somewhat True	29.0	29.0	
Very True	58.1	58.1	
N of Valid	31	31	
N of Miss	1	1	

Table 94: Thinking back over the past year in school, I think: Teachers help students cope with stress.

Response	6	Total	
Not True At All	23.3	23.3	
Somewhat Not True	16.7	16.7	
Somewhat True	30.0	30.0	
Very True	30.0	30.0	
N of Valid	30	30	
N of Miss	2	2	

5 While at school have you (Past Year):

Table 95: While at school have you (Past Year): Carried a handgun?




Response	6	Total	
Never	90.6	90.6	
One Time	3.1	3.1	
2-5 Times	6.2	6.2	
6 or More Times	0.0	0.0	
N of Valid	32	32	
N of Miss	0	0	

Table 96: While at school have you (Past Year): Threatened to hurt a student by hitting, slapping or kicking?





Response	6	Total	
Never	40.0	40.0	
One Time	20.0	20.0	
2-5 Times	16.7	16.7	
6 or More Times	23.3	23.3	
N of Valid	30	30	
N of Miss	2	2	

Table 97: While at school have you (Past Year): Hurt a student by hitting, slapping or kicking?





Response	6	Total	
Never	48.4	48.4	
One Time	22.6	22.6	
2-5 Times	16.1	16.1	
6 or More Times	12.9	12.9	
N of Valid	31	31	
N of Miss	1	1	

Table 98: While at school have you (Past Year): Had a student threaten to hit, slap or kick you?





Response	6	Total	
Never	38.7	38.7	
One Time	29.0	29.0	
2-5 Times	6.5	6.5	
6 or More Times	25.8	25.8	
N of Valid	31	31	
N of Miss	1	1	

Table 99: While at school have you (Past Year): Been afraid a student may hurt you?









Response	6	Total	
Never	74.2	74.2	
One Time	12.9	12.9	
2-5 Times	3.2	3.2	
6 or More Times	9.7	9.7	
N of Valid	31	31	
N of Miss	1	1	

Table 100: While at school have you (Past Year): Been hurt by a student who hit, slapped or kicked you?

Response	6	Total	
Never	67.7	67.7	
One Time	16.1	16.1	
2-5 Times	9.7	9.7	
6 or More Times	6.5	6.5	
N of Valid	31	31	
N of Miss	1	1	

6 In my school, I feel safe:

Table 101: In my school, I feel safe: In the classroom.






Response	6	Total	
Never	6.7	6.7	
Seldom	6.7	6.7	
Sometimes	20.0	20.0	
Often	16.7	16.7	
A Lot	50.0	50.0	
N of Valid	30	30	
N of Miss	2	2	

Table 102: In my school, I feel safe: In the cafeteria (lunchroom).






Response	6	Total	
Never	9.7	9.7	
Seldom	9.7	9.7	
Sometimes	12.9	12.9	
Often	25.8	25.8	
A Lot	41.9	41.9	
N of Valid	31	31	
N of Miss	1	1	

Table 103: In my school, I feel safe: In the halls.






Response	6	Total	
Never	19.4	19.4	
Seldom	12.9	12.9	
Sometimes	16.1	16.1	
Often	22.6	22.6	
A Lot	29.0	29.0	
N of Valid	31	31	
N of Miss	1	1	

Table 104: In my school, I feel safe: In the bathroom.






Response	6	Total	
Never	19.4	19.4	
Seldom	9.7	9.7	
Sometimes	19.4	19.4	
Often	19.4	19.4	
A Lot	32.3	32.3	
N of Valid	31	31	
N of Miss	1	1	

Table 105: In my school, I feel safe: In the gym.






Response	6	Total	
Never	9.7	9.7	
Seldom	6.5	6.5	
Sometimes	25.8	25.8	
Often	22.6	22.6	
A Lot	35.5	35.5	
N of Valid	31	31	
N of Miss	1	1	

Table 106: In my school, I feel safe: On the school bus.






Response	6	Total	
Never	9.4	9.4	
Seldom	18.8	18.8	
Sometimes	3.1	3.1	
Often	28.1	28.1	
A Lot	40.6	40.6	
N of Valid	32	32	
N of Miss	0	0	

Table 107: In my school, I feel safe: At school events (ballgames, etc.).






Response	6	Total	
Never	10.0	10.0	
Seldom	13.3	13.3	
Sometimes	20.0	20.0	
Often	13.3	13.3	
A Lot	43.3	43.3	
N of Valid	30	30	
N of Miss	2	2	

Table 108: In my school, I feel safe: On the playground.











Response	6	Total	
Never	10.0	10.0	
Seldom	10.0	10.0	
Sometimes	20.0	20.0	
Often	16.7	16.7	
A Lot	43.3	43.3	
N of Valid	30	30	
N of Miss	2	2	

Table 109: In my school, I feel safe: In the parking lot.

Response	6	Total	
Never	30.0	30.0	
Seldom	16.7	16.7	
Sometimes	10.0	10.0	
Often	6.7	6.7	
A Lot	36.7	36.7	
N of Valid	30	30	
N of Miss	2	2	

7 General Feelings

Table 110: How much of the time during the past month, have you: Been a very nervous person?







Response	6	Total	
All Of The Time	3.1	3.1	
Most Of The Time	3.1	3.1	
A Good Bit Of The Time	12.5	12.5	
Some Of The Time	12.5	12.5	
A Little Of The Time	37.5	37.5	
None Of The Time	31.2	31.2	
N of Valid	32	32	
N of Miss	0	0	

Table 111: How much of the time during the past month, have you: Have you felt downhearted and blue?







Response	6	Total	
All Of The Time	3.2	3.2	
Most Of The Time	16.1	16.1	
A Good Bit Of The Time	16.1	16.1	
Some Of The Time	3.2	3.2	
A Little Of The Time	22.6	22.6	
None Of The Time	38.7	38.7	
N of Valid	31	31	
N of Miss	1	1	

Table 112: How much of the time during the past month, have you: Felt so down in the dumps that nothing could cheer you up?







Response	6	Total	
All Of The Time	6.5	6.5	
Most Of The Time	3.2	3.2	
A Good Bit Of The Time	16.1	16.1	
Some Of The Time	12.9	12.9	
A Little Of The Time	12.9	12.9	
None Of The Time	48.4	48.4	
N of Valid	31	31	
N of Miss	1	1	

Table 113: How much of the time during the past month, have you: Been a happy person?













Response	6	Total	
All Of The Time	34.4	34.4	
Most Of The Time	28.1	28.1	
A Good Bit Of The Time	9.4	9.4	
Some Of The Time	18.8	18.8	
A Little Of The Time	6.2	6.2	
None Of The Time	3.1	3.1	
N of Valid	32	32	
N of Miss	0	0	

Table 114: How much of the time during the past month, have you: Felt calm and peaceful?

Response	6	Total	
All Of The Time	32.3	32.3	
Most Of The Time	19.4	19.4	
A Good Bit Of The Time	22.6	22.6	
Some Of The Time	3.2	3.2	
A Little Of The Time	12.9	12.9	
None Of The Time	9.7	9.7	
N of Valid	31	31	
N of Miss	1	1	

8 Within the past year how often have you:

Table 115: Within the past year how often have you: Smoked cigarettes?




Response	6	Total	
Did Not Use	82.8	82.8	
Once/Year	10.3	10.3	
6 Times/Year	6.9	6.9	
Once/Month	0.0	0.0	
Twice/Week	0.0	0.0	
Once/Week	0.0	0.0	
3 Times/Week	0.0	0.0	
Every Day	0.0	0.0	
N of Valid	29	29	
N of Miss	3	3	

Table 116: Within the past year how often have you: Used smokeless tobacco (chew, etc.)?




Response	6	Total	
Did Not Use	86.2	86.2	
Once/Year	10.3	10.3	
6 Times/Year	0.0	0.0	
Once/Month	0.0	0.0	
Twice/Week	0.0	0.0	
Once/Week	0.0	0.0	
3 Times/Week	3.4	3.4	
Every Day	0.0	0.0	
N of Valid	29	29	
N of Miss	3	3	

Table 117: Within the past year how often have you: Smoked cigars?





Response	6	Total	
Did Not Use	80.0	80.0	
Once/Year	10.0	10.0	
6 Times/Year	6.7	6.7	
Once/Month	0.0	0.0	
Twice/Week	3.3	3.3	
Once/Week	0.0	0.0	
3 Times/Week	0.0	0.0	
Every Day	0.0	0.0	
N of Valid	30	30	
N of Miss	2	2	

Table 118: Within the past year how often have you: Drank beer?

Response	6	Total	
Did Not Use	82.1	82.1	
Once/Year	14.3	14.3	
6 Times/Year	0.0	0.0	
Once/Month	3.6	3.6	
Twice/Week	0.0	0.0	
Once/Week	0.0	0.0	
3 Times/Week	0.0	0.0	
Every Day	0.0	0.0	
N of Valid	28	28	
N of Miss	4	4	

Table 119: Within the past year how often have you: Drank coolers, breezers, hard lemonade, etc.?

Response	6	Total	
Did Not Use	86.7	86.7	
Once/Year	6.7	6.7	
6 Times/Year	0.0	0.0	
Once/Month	0.0	0.0	
Twice/Week	3.3	3.3	
Once/Week	0.0	0.0	
3 Times/Week	0.0	0.0	
Every Day	3.3	3.3	
N of Valid	30	30	
N of Miss	2	2	

Table 120: Within the past year how often have you: Drank liquor (for example, vodka, whiskey or gin)?

Response	6	Total	
Did Not Use	90.0	90.0	
Once/Year	3.3	3.3	
6 Times/Year	0.0	0.0	
Once/Month	0.0	0.0	
Twice/Week	0.0	0.0	
Once/Week	6.7	6.7	
3 Times/Week	0.0	0.0	
Every Day	0.0	0.0	
N of Valid	30	30	
N of Miss	2	2	

Table 121: Within the past year how often have you: Smoked marijuana (pot, hashish, etc.)?





Response	6	Total	
Did Not Use	90.0	90.0	
Once/Year	3.3	3.3	
6 Times/Year	0.0	0.0	
Once/Month	0.0	0.0	
Twice/Week	3.3	3.3	
Once/Week	0.0	0.0	
3 Times/Week	3.3	3.3	
Every Day	0.0	0.0	
N of Valid	30	30	
N of Miss	2	2	

Table 122: Within the past year how often have you: Used prescription drugs (such as Ritalin, Adderall, Xanax) to get high?



Response	6	Total	
Did Not Use	96.6	96.6	
Once/Year	0.0	0.0	
6 Times/Year	0.0	0.0	
Once/Month	0.0	0.0	
Twice/Week	0.0	0.0	
Once/Week	0.0	0.0	
3 Times/Week	3.4	3.4	
Every Day	0.0	0.0	
N of Valid	29	29	
N of Miss	3	3	

Table 123: Within the past year how often have you: Used prescription pain killers (like Vicodin, OxyContin, or Percocet) to get high?



Response	6	Total	
Did Not Use	93.3	93.3	
Once/Year	0.0	0.0	
6 Times/Year	0.0	0.0	
Once/Month	0.0	0.0	
Twice/Week	0.0	0.0	
Once/Week	6.7	6.7	
3 Times/Week	0.0	0.0	
Every Day	0.0	0.0	
N of Valid	30	30	
N of Miss	2	2	

Table 124: Within the past year how often have you: Used over-the-counter drugs to get high?

Response	6	Total
Did Not Use	93.3	93.3
Once/Year	0.0	0.0
6 Times/Year	0.0	0.0
Once/Month	0.0	0.0
Twice/Week	0.0	0.0
Once/Week	3.3	3.3
3 Times/Week	3.3	3.3
Every Day	0.0	0.0
N of Valid	30	30
N of Miss	2	2

9 What effect do you most often get when you:

Table 125: What effect do you most often get when you: Drink beer?

Response	6	Total	
Do Not Use	90.0	90.0	
No High	3.3	3.3	
A Little High	6.7	6.7	
Very High	0.0	0.0	
Bombed/Stoned	0.0	0.0	
N of Valid	30	30	
N of Miss	2	2	

Table 126: What effect do you most often get when you: Drink coolers, breezers, etc.?

Response	6	Total	
Do Not Use	90.0	90.0	
No High	3.3	3.3	
A Little High	6.7	6.7	
Very High	0.0	0.0	
Bombed/Stoned	0.0	0.0	
N of Valid	30	30	
N of Miss	2	2	

Table 127: What effect do you most often get when you: Drink hard liquor (for example, vodka, whiskey, or gin)?

Response	6	Total	
Do Not Use	90.0	90.0	
No High	3.3	3.3	
A Little High	3.3	3.3	
Very High	0.0	0.0	
Bombed/Stoned	3.3	3.3	
N of Valid	30	30	
N of Miss	2	2	

Table 128: What effect do you most often get when you: Smoke marijuana (pot, hashish, etc.)?

Response	6	Total	
Do Not Use	90.0	90.0	
No High	0.0	0.0	
A Little High	6.7	6.7	
Very High	3.3	3.3	
Bombed/Stoned	0.0	0.0	
N of Valid	30	30	
N of Miss	2	2	

10 How old were you when you:

Table 129: How old were you when you: First had a drink of beer, wine or hard liquor (for example, vodka, whiskey, or gin?)






Response	6	Total	
Never Used	70.0	70.0	
10 Or Under	10.0	10.0	
11	6.7	6.7	
12	3.3	3.3	
13	10.0	10.0	
14	0.0	0.0	
15	0.0	0.0	
16	0.0	0.0	
17 Or Older	0.0	0.0	
N of Valid	30	30	
N of Miss	2	2	

Table 130: How old were you when you: First smoked part or all of a cigarette?






Response	6	Total	
Never Used	70.0	70.0	
10 Or Under	6.7	6.7	
11	13.3	13.3	
12	6.7	6.7	
13	3.3	3.3	
14	0.0	0.0	
15	0.0	0.0	
16	0.0	0.0	
17 Or Older	0.0	0.0	
N of Valid	30	30	
N of Miss	2	2	

Table 131: How old were you when you: First used marijuana or hashish?

Response	6	Total
Never Used	89.7	89.7
10 Or Under	0.0	0.0
11	3.4	3.4
12	0.0	0.0
13	3.4	3.4
14	0.0	0.0
15	3.4	3.4
16	0.0	0.0
17 Or Older	0.0	0.0
N of Valid	29	29
N of Miss	3	3

11 How much do you think people risk harming themselves (physically or in other ways) if they:

Table 132: How much do you think people risk harming themselves (physically or in other ways) if they:
Take one or two drinks of an alcoholic beverage (beer, wine, liquor) nearly every day?





Response	6	Total	
No Risk	30.0	30.0	
Slight Risk	33.3	33.3	
Moderate Risk	20.0	20.0	
Great Risk	16.7	16.7	
N of Valid	30	30	
N of Miss	2	2	

Table 133: How much do you think people risk harming themselves (physically or in other ways) if they:
Smoke one or more packs of cigarettes per day?








Response	6	Total	
No Risk	23.3	23.3	
Slight Risk	16.7	16.7	
Moderate Risk	26.7	26.7	
Great Risk	33.3	33.3	
N of Valid	30	30	
N of Miss	2	2	

Table 134: How much do you think people risk harming themselves (physically or in other ways) if they:
Smoke marijuana regularly?

Response	6	Total	
No Risk	17.2	17.2	
Slight Risk	0.0	0.0	
Moderate Risk	13.8	13.8	
Great Risk	69.0	69.0	
N of Valid	29	29	
N of Miss	3	3	

12 How wrong do your parents feel it would be for you to:

Table 135: How wrong do your parents feel it would be for you to: Drink beer, wine, or hard liquor (for example, vodka, whiskey, or gin) regularly?




Response	6	Total	
Not Wrong At All	6.7	6.7	
A little Bit Wrong	0.0	0.0	
Wrong	30.0	30.0	
Very Wrong	63.3	63.3	
N of Valid	30	30	
N of Miss	2	2	

Table 136: How wrong do your parents feel it would be for you to: Smoke cigarettes?









Response	6	Total	
Not Wrong At All	10.0	10.0	
A little Bit Wrong	6.7	6.7	
Wrong	23.3	23.3	
Very Wrong	60.0	60.0	
N of Valid	30	30	
N of Miss	2	2	

Table 137: How wrong do your parents feel it would be for you to: Smoke marijuana?

Response	6	Total	
Not Wrong At All	6.7	6.7	
A little Bit Wrong	6.7	6.7	
Wrong	6.7	6.7	
Very Wrong	80.0	80.0	
N of Valid	30	30	
N of Miss	2	2	

13 Where do you usually:

Table 138: Where do you usually: Smoke cigarettes? - Do Not Use



Response	6	Total	
Yes	78.1	78.1	
No	21.9	21.9	
N of Valid	32	32	
N of Miss	0	0	

Table 139: Where do you usually: Smoke cigarettes? - At Home



Response	6	Total	
Yes	6.2	6.2	
No	93.8	93.8	
N of Valid	32	32	
N of Miss	0	0	

Table 140: Where do you usually: Smoke cigarettes? - At School



Response	6	Total	
Yes	6.2	6.2	
No	93.8	93.8	
N of Valid	32	32	
N of Miss	0	0	

Table 141: Where do you usually: Smoke cigarettes? - In A Car


Response	6	Total	
Yes	0.0	0.0	
No	100.0	100.0	
N of Valid	32	32	
N of Miss	0	0	

Table 142: Where do you usually: Smoke cigarettes? - Friend's House



Response	6	Total	
Yes	9.4	9.4	
No	90.6	90.6	
N of Valid	32	32	
N of Miss	0	0	

Table 143: Where do you usually: Smoke cigarettes? - Other



Response	6	Total	
Yes	6.2	6.2	
No	93.8	93.8	
N of Valid	32	32	
N of Miss	0	0	

Table 144: Where do you usually: Drink beer, wine or hard liquor? - Do Not Use



Response	6	Total	
Yes	81.2	81.2	
No	18.8	18.8	
N of Valid	32	32	
N of Miss	0	0	

Table 145: Where do you usually: Drink beer, wine or hard liquor? - At Home



Response	6	Total	
Yes	3.1	3.1	
No	96.9	96.9	
N of Valid	32	32	
N of Miss	0	0	

Table 146: Where do you usually: Drink beer, wine or hard liquor? - At School



Response	6	Total	
Yes	3.1	3.1	
No	96.9	96.9	
N of Valid	32	32	
N of Miss	0	0	

Table 147: Where do you usually: Drink beer, wine or hard liquor? - In A Car



Response	6	Total	
Yes	3.1	3.1	
No	96.9	96.9	
N of Valid	32	32	
N of Miss	0	0	

Table 148: Where do you usually: Drink beer, wine or hard liquor? - Friend's House



Response	6	Total	
Yes	6.2	6.2	
No	93.8	93.8	
N of Valid	32	32	
N of Miss	0	0	

Table 149: Where do you usually: Drink beer, wine or hard liquor? - Other



Response	6	Total	
Yes	3.1	3.1	
No	96.9	96.9	
N of Valid	32	32	
N of Miss	0	0	

Table 150: Where do you usually: Smoke marijuana (pot, hashish, etc.)? - Do Not Use



Response	6	Total	
Yes	84.4	84.4	
No	15.6	15.6	
N of Valid	32	32	
N of Miss	0	0	

Table 151: Where do you usually: Smoke marijuana (pot, hashish, etc.)? - At Home


Response	6	Total	
Yes	0.0	0.0	
No	100.0	100.0	
N of Valid	32	32	
N of Miss	0	0	

Table 152: Where do you usually: Smoke marijuana (pot, hashish, etc.)? - At School



Response	6	Total	
Yes	3.1	3.1	
No	96.9	96.9	
N of Valid	32	32	
N of Miss	0	0	

Table 153: Where do you usually: Smoke marijuana (pot, hashish, etc.)? - In A Car


Response	6	Total	
Yes	0.0	0.0	
No	100.0	100.0	
N of Valid	32	32	
N of Miss	0	0	

Table 154: Where do you usually: Smoke marijuana (pot, hashish, etc.)? - Friend's House



Response	6	Total	
Yes	6.2	6.2	
No	93.8	93.8	
N of Valid	32	32	
N of Miss	0	0	

Table 155: Where do you usually: Smoke marijuana (pot, hashish, etc.)? - Other

Response	6	Total
Yes	0.0	0.0
No	100.0	100.0
N of Valid	32	32
N of Miss	0	0

14 When do you usually:

Table 156: When do you usually: Smoke cigarettes? - Do Not Use



Response	6	Total	
Yes	75.0	75.0	
No	25.0	25.0	
N of Valid	32	32	
N of Miss	0	0	

Table 157: When do you usually: Smoke cigarettes? - Before School



Response	6	Total	
Yes	3.1	3.1	
No	96.9	96.9	
N of Valid	32	32	
N of Miss	0	0	

Table 158: When do you usually: Smoke cigarettes? - During School



Response	6	Total	
Yes	3.1	3.1	
No	96.9	96.9	
N of Valid	32	32	
N of Miss	0	0	

Table 159: When do you usually: Smoke cigarettes? - After School



Response	6	Total	
Yes	3.1	3.1	
No	96.9	96.9	
N of Valid	32	32	
N of Miss	0	0	

Table 160: When do you usually: Smoke cigarettes? - Week Night


Response	6	Total	
Yes	0.0	0.0	
No	100.0	100.0	
N of Valid	32	32	
N of Miss	0	0	

Table 161: When do you usually: Smoke cigarettes? - Weekend



Response	6	Total	
Yes	15.6	15.6	
No	84.4	84.4	
N of Valid	32	32	
N of Miss	0	0	

Table 162: When do you usually: Drink beer, wine or hard liquor? - Do Not Use



Response	6	Total	
Yes	81.2	81.2	
No	18.8	18.8	
N of Valid	32	32	
N of Miss	0	0	

Table 163: When do you usually: Drink beer, wine or hard liquor? - Before School


Response	6	Total	
Yes	0.0	0.0	
No	100.0	100.0	
N of Valid	32	32	
N of Miss	0	0	

Table 164: When do you usually: Drink beer, wine or hard liquor? - During School



Response	6	Total	
Yes	6.2	6.2	
No	93.8	93.8	
N of Valid	32	32	
N of Miss	0	0	

Table 165: When do you usually: Drink beer, wine or hard liquor? - After School


Response	6	Total	
Yes	0.0	0.0	
No	100.0	100.0	
N of Valid	32	32	
N of Miss	0	0	

Table 166: When do you usually: Drink beer, wine or hard liquor? - Week Night


Response	6	Total	
Yes	0.0	0.0	
No	100.0	100.0	
N of Valid	32	32	
N of Miss	0	0	

Table 167: When do you usually: Drink beer, wine or hard liquor? - Weekend



Response	6	Total	
Yes	6.2	6.2	
No	93.8	93.8	
N of Valid	32	32	
N of Miss	0	0	

Table 168: When do you usually: Smoke marijuana (pot, hashish, etc.)? - Do Not Use



Response	6	Total	
Yes	87.5	87.5	
No	12.5	12.5	
N of Valid	32	32	
N of Miss	0	0	

Table 169: When do you usually: Smoke marijuana (pot, hashish, etc.)? - Before School


Response	6	Total	
Yes	0.0	0.0	
No	100.0	100.0	
N of Valid	32	32	
N of Miss	0	0	

Table 170: When do you usually: Smoke marijuana (pot, hashish, etc.)? - During School



Response	6	Total	
Yes	3.1	3.1	
No	96.9	96.9	
N of Valid	32	32	
N of Miss	0	0	

Table 171: When do you usually: Smoke marijuana (pot, hashish, etc.)? - After School



Response	6	Total	
Yes	3.1	3.1	
No	96.9	96.9	
N of Valid	32	32	
N of Miss	0	0	

Table 172: When do you usually: Smoke marijuana (pot, hashish, etc.)? - Week Night


Response	6	Total	
Yes	0.0	0.0	
No	100.0	100.0	
N of Valid	32	32	
N of Miss	0	0	

Table 173: When do you usually: Smoke marijuana (pot, hashish, etc.)? - Weekend

Response	6	Total
Yes	0.0	0.0
No	100.0	100.0
N of Valid	32	32
N of Miss	0	0