



2010-11

Pride Teaching Environment Survey

MEEK ELEMENTARY SCHOOL FREQUENCY DISTRIBUTION REPORT

Contents

1	Introduction	8
2	Demographics	9
3	Your Career In Education	16
4	School Leadership	28
5	School Climate	35
6	Students And Learning	41
7	The Teaching Experience At My School	45
8	Teacher Compensation	52
9	Teacher Relationships And Collaboration	53

List of Tables

1	How would you classify your teaching position?	9
2	Do you regularly teach classes at more than one school in a week?	9
3	How old are you?	9
4	How many years have you been teaching at your current school?	10
5	How many years have you worked as a teacher, either full- or part-time, and as either a substitute or regular teacher? (Do not count time spent as a student teacher.)	10
6	In which grades are your students? - Prekindergarten	11
7	In which grades are your students? - Kindergarten	11
8	In which grades are your students? - 1st	11
9	In which grades are your students? - 2nd	11
10	In which grades are your students? - 3rd	11
11	In which grades are your students? - 4th	11
12	In which grades are your students? - 5th	12
13	In which grades are your students? - 6th	12
14	In which grades are your students? - 7th	12
15	In which grades are your students? - 8th	12
16	In which grades are your students? - 9th	12
17	In which grades are your students? - 10th	12
18	In which grades are your students? - 11th	13
19	In which grades are your students? - 12th	13
20	In which grades are your students? - Ungraded	13
21	Which statement best describes how YOUR classes at this school are organized?	13
22	Which of the following describes the teaching certification you currently hold in this state?	14
23	What is your highest academic level achieved?	14
24	For what grade ranges does your teaching certification apply? (Mark all that apply) - Early childhood, preschool and any of grades K-5.	14
25	For what grade ranges does your teaching certification apply? (Mark all that apply) - Any of grades 6-8.	14
26	For what grade ranges does your teaching certification apply? (Mark all that apply) - Any of grades 9-12.	15
27	Are you male or female?	15
28	Are you of Hispanic or Latino origin?	15
29	What is your race/ethnicity?	15
30	What job do you expect to be doing next year?	16
31	Where do you expect to be working next year?	16
32	What reasons best describe your choice for next year? (Mark all that apply) - I'm satisfied with my current situation.	17
33	What reasons best describe your choice for next year? (Mark all that apply) - I'd like a better teaching assignment.	17

34	What reasons best describe your choice for next year? (Mark all that apply) - I'd like a better salary and/or benefits.	17
35	What reasons best describe your choice for next year? (Mark all that apply) - School staffing action (eg, reduction-in-force, school closing) requires me to change.	17
36	What reasons best describe your choice for next year? (Mark all that apply) - Dissatisfaction with current school setting.	17
37	What reasons best describe your choice for next year? (Mark all that apply) - Working in a location that is more convenient.	18
38	What reasons best describe your choice for next year? (Mark all that apply) - Other family or personal reasons.	18
39	What reasons best describe your choice for next year? (Mark all that apply) - I'm retiring.	18
40	What reasons best describe your choice for next year? (Mark all that apply) - Other.	18
41	If you are dissatisfied with your current school, please indicate the level of importance each of the following plays in your dissatisfaction with your current school. Because I do not have enough autonomy over my classroom.	18
42	If you are dissatisfied with your current school, please indicate the level of importance each of the following plays in your dissatisfaction with your current school. Because I am dissatisfied with the large number of students I teach.	19
43	If you are dissatisfied with your current school, please indicate the level of importance each of the following plays in your dissatisfaction with your current school. Because I do not feel prepared to mainstream special needs (eg, disabled) students in my regular classes.	19
44	If you are dissatisfied with your current school, please indicate the level of importance each of the following plays in your dissatisfaction with your current school. Because I feel that there are too many intrusions on my teaching time (eg, time spent with students).	19
45	If you are dissatisfied with your current school, please indicate the level of importance each of the following plays in your dissatisfaction with your current school. Because I am dissatisfied with opportunities for professional development.	20
46	If you are dissatisfied with your current school, please indicate the level of importance each of the following plays in your dissatisfaction with your current school. Because I am dissatisfied with workplace conditions (eg, facilities, classroom resources, school safety).	20
47	If you are dissatisfied with your current school, please indicate the level of importance each of the following plays in your dissatisfaction with your current school. Because student discipline problems are an issue.	20

48	If you are dissatisfied with your current school, please indicate the level of importance each of the following plays in your dissatisfaction with your current school. Because I am dissatisfied with the administrator(s).	21
49	If you are dissatisfied with your current school, please indicate the level of importance each of the following plays in your dissatisfaction with your current school. Because I am dissatisfied with the lack of support I receive from the administration.	21
50	If you are dissatisfied with your current school, please indicate the level of importance each of the following plays in your dissatisfaction with your current school. Because I am dissatisfied with the lack of influence I have over school policies and practices.	21
51	If you are dissatisfied with your current school, please indicate the level of importance each of the following plays in your dissatisfaction with your current school. Because I am dissatisfied with how student assessments and school accountability measures impacted my teaching.	22
52	If you are dissatisfied with your current school, please indicate the level of importance each of the following plays in your dissatisfaction with your current school. Because I am dissatisfied with having some of my compensation, benefits, or rewards tied to the performance of my students.	22
53	If you are dissatisfied with your current school, please indicate the level of importance each of the following plays in your dissatisfaction with your current school. Because I am dissatisfied with the support I received for preparing my students for student assessments.	22
54	If you are dissatisfied with your current school, please indicate the level of importance each of the following plays in your dissatisfaction with your current school. Because I am dissatisfied with the influence student assessments had on the curriculum.	23
55	If you are dissatisfied with your current school, please indicate the level of importance each of the following plays in your dissatisfaction with your current school. Because I am dissatisfied with other aspects of accountability measures not included above.	23
56	What job do you expect to be doing five years from now?	23
57	Where do you expect to be working five years from now?	24
58	What reasons best describe your choice for five years from now? (Mark all that apply) - I'm satisfied with my current situation.	24
59	What reasons best describe your choice for five years from now? (Mark all that apply) - I'd like a better teaching assignment.	24
60	What reasons best describe your choice for five years from now? (Mark all that apply) - I'd like a better salary and/or benefits.	24
61	What reasons best describe your choice for five years from now? (Mark all that apply) - School staffing action (eg, reduction-in-force, school closing) requires me to change.	25

62	What reasons best describe your choice for five years from now? (Mark all that apply) - Dissatisfaction with current school setting.	25
63	What reasons best describe your choice for five years from now? (Mark all that apply) - Working in a location that is more convenient.	25
64	What reasons best describe your choice for five years from now? (Mark all that apply) - Other family or personal reasons.	25
65	What reasons best describe your choice for five years from now? (Mark all that apply) - I'm retiring.	25
66	What reasons best describe your choice for five years from now? (Mark all that apply) - Other.	26
67	How true are the following statements for you? I have the same motivation now that I did when I started teaching.	26
68	How true are the following statements for you? I question if teaching is right for me.	26
69	How true are the following statements for you? If I had to do it over, I would still become a teacher.	26
70	How true are the following statements for you? I'm still teaching because I truly enjoy my work.	27
71	How true are the following statements for you? My current salary influences my intentions in maintaining a career as a teacher.	27
72	How true are the following statements for you? My future salary expectations influence my intentions in maintaining a career as a teacher.	27
73	My principal or instructional supervisor: Provides a high quality of leadership.	28
74	My principal or instructional supervisor: Understands how students learn.	28
75	My principal or instructional supervisor: Values teacher feedback.	28
76	My principal or instructional supervisor: Communicates clear expectations to faculty.	28
77	My principal or instructional supervisor: Is aware of what goes on in my classroom.	29
78	My principal backs up teachers when dealing with parents about disciplinary issues.	29
79	My principal supports me in matters of student discipline.	29
80	My principal follows through in addressing student discipline problems.	29
81	School administrators give teachers opportunities to be involved in school-wide decision-making.	30
82	My principal or immediate supervisor effectively collaborates with teachers in decision-making.	30
83	I would like to be involved in decision-making about: Selecting instructional materials and resources.	30
84	I would like to be involved in decision-making about: Devising teaching techniques.	30

85	I would like to be involved in decision-making about: Setting grading and student assessment practices.	31
86	I would like to be involved in decision-making about: Developing a school-wide student discipline plan.	31
87	I would like to be involved in decision-making about: Determining the content of in-service professional development programs.	31
88	I would like to be involved in decision-making about: Developing plans about how to close the achievement gap.	31
89	I would like to be involved in decision-making about: Developing plans to improve parental involvement.	32
90	I would like to be involved in decision-making about: The selection of new teachers for this school.	32
91	I would like to be involved in decision-making about: Deciding how the school budget will be spent.	32
92	I am involved in decision-making about: Determining the content of in-service professional development programs.	32
93	I am involved in decision-making about: School improvement planning.	33
94	I am involved in decision-making about: Developing plans about how to close the achievement gap.	33
95	I am involved in decision-making about: Developing plans to improve parental involvement.	33
96	I am involved in decision-making about: Selecting instructional materials and resources.	33
97	I am involved in decision-making about: Devising teaching techniques.	34
98	I am involved in decision-making about: Setting grading and student assessment practices.	34
99	This school is a good place for me to work and learn.	35
100	I feel optimistic about the future of this school.	35
101	I believe this school is headed in the right direction.	35
102	Bullying (verbal, physical, emotional).	35
103	Cyber bullying.	36
104	Fights and other violence.	36
105	Student absences.	36
106	My principal enforces school rules for student conduct and backs me up when I need it.	36
107	We have clear rules on violence.	37
108	We have clear rules on bullying.	37
109	In my school I feel safe: In the classroom.	37
110	In my school I feel safe: In the cafeteria (lunchroom).	37
111	In my school I feel safe: In the halls.	38
112	In my school I feel safe: In the bathroom.	38
113	In my school I feel safe: In the gym.	38
114	In my school I feel safe: On the school bus.	38
115	In my school I feel safe: At school events (ballgames, etc.).	39
116	In my school I feel safe: On the playground.	39

117	In my school I feel safe: In the parking lot.	39
118	Teachers are treated and respected as educational professionals.	39
119	Students respect their teachers.	40
120	Parents respect their children's teachers.	40
121	My principal recognizes teachers for a job well-done.	40
122	At my school: Students have pride in their school.	41
123	At my school: Student apathy is a problem.	41
124	At my school: Students don't care about learning.	41
125	At my school: Students take pride in their academic accomplishments.	41
126	At my school: Students come to school prepared to put forth the required effort to learn.	42
127	In which of the following areas, if any, do you believe teachers need additional support in order to be effective in the classroom: Special education (students with disabilities).	42
128	In which of the following areas, if any, do you believe teachers need additional support in order to be effective in the classroom: Instructing special education students mainstreamed into regular classrooms.	42
129	In which of the following areas, if any, do you believe teachers need additional support in order to be effective in the classroom: Limited English Proficiency (LEP) / Bilingual education.	42
130	At my school: Space exists in my building for staff and others to work together.	43
131	At my school: The school environment is clean and well maintained.	43
132	At my school: Teachers and students take pride in the appearance of the school.	43
133	At my school: I have adequate resources to do a good job teaching students.	43
134	At my school: The Internet connection at my school is reliable and of adequate speed for instructional purposes.	44
135	At my school: Teachers have access to reliable communication technology, including phones, faxes and e-mail.	44
136	My principal or instructional supervisor: Gives me useful feedback on my teaching.	45
137	My principal or instructional supervisor: Gives informal feedback to me outside of the formal evaluation process.	45
138	My principal or instructional supervisor: Provides suggestions that improve my teaching effectiveness.	45
139	My principal or instructional supervisor: Understands effective teaching and learning in my subject area.	45
140	My principal or instructional supervisor: Provides accurate feedback on my instruction.	46
141	My principal or instructional supervisor: Adequately assesses effective teaching.	46
142	How true are the following statements for you? I know how to deliver instruction so that all my students can learn.	46

143	How true are the following statements for you? I have the ability to assess student learning problems.	46
144	How true are the following statements for you? When students in my class struggle, I have the expertise to use alternate teaching strategies.	47
145	How true are the following statements for you? I use many effective strategies to restore order in a classroom.	47
146	How true are the following statements for you? I use a number of effective strategies for motivating students to engage in their classwork.	47
147	How true are the following statements for you? Some students just cannot be motivated to do the work.	47
148	How true are the following statements for you? I give students an opportunity to make decisions about class activities.	48
149	At my school: Teachers receive feedback from teacher evaluations that help them improve teaching.	48
150	At my school: Teacher performance evaluations are conducted consistently and fairly.	48
151	At my school: Teacher evaluations accurately assess effective teaching.	48
152	How true are the following statements for you? I find myself working late hours at home/school.	49
153	How true are the following statements for you? The amount of time I'm working feels unfair.	49
154	At my school: I'm on the phone a lot dealing with my students' non-educational problems.	49
155	At my school: I'm emotionally drained working with my students' personal problems.	49
156	At my school: I spend a great deal of time dealing with students' social and emotional troubles.	50
157	At my school: The level of social/emotional problems of my students often overwhelms me.	50
158	How true are the following statements for you? I look forward to coming to school in the morning.	50
159	How true are the following statements for you? I dread coming to work in the morning.	50
160	How true are the following statements for you? I often wish I had chosen another profession.	51
161	How true are the following statements for you? I like being a teacher.	51
162	I have to supplement my income from teaching in other ways (eg, second-job, summer job, etc.).	52
163	I need to work a part-time job in addition to teaching.	52
164	Colleagues give each other support when one of them is upset.	53
165	Teachers have close working relationships with each other.	53
166	Teachers have good relationships with each other outside of school.	53

List of Figures

167	At my school: The faculty collaborates effectively to make decisions and solve problems as a group.	53
168	At my school: There is an atmosphere of trust and mutual respect within the school.	54
169	At my school: Everyone is treated as a member of the school family.	54

1 Introduction

This report was generated from data collected on the *Pride Teaching Environment Survey*. The following tables contain frequency distributions detailing how respondents answered each question on the survey. The tables appear in the same order as the questions on the survey. The tables include breakdowns by grade level as well as overall percentages. The *N of Valid* row is a frequency count of the number of valid responses to each question for each grade and overall. The *N of Miss* row is a frequency count of the number of invalid (marked more than one response) or missing (i.e. did not respond) responses to each question for each grade and overall.

For the questions that allowed more than one response, each response becomes a separate table. If a student did not mark the response, that was counted as a NO response, and if they did mark the response, that was counted as a YES response. Since a non response is a valid response for these questions, the *N of Miss* will always be zero for these questions.

Questions regarding the information found in this report can be directed to:

Pride Surveys

160 Vanderbilt Court
Bowling Green, KY 42103
1-800-279-6361
www.pridesurveys.com

2 Demographics

Table 1: How would you classify your teaching position?


Response	6	Total	
Regular full-time teacher.	100.0	100.0	
Regular part-time teacher.	0.0	0.0	
Long-term substitute teacher.	0.0	0.0	
Short-term substitute teacher.	0.0	0.0	
N of Valid	23	23	
N of Miss	0	0	

Table 2: Do you regularly teach classes at more than one school in a week?



Response	6	Total	
Yes	13.0	13.0	
No	87.0	87.0	
N of Valid	23	23	
N of Miss	0	0	

Table 3: How old are you?



















Response	6	Total	
24	4.3	4.3	
27	4.3	4.3	
30	8.7	8.7	
32	8.7	8.7	
33	8.7	8.7	
34	8.7	8.7	
35	4.3	4.3	
37	4.3	4.3	
39	4.3	4.3	
42	4.3	4.3	
43	4.3	4.3	
44	4.3	4.3	
47	8.7	8.7	
51	4.3	4.3	
57	4.3	4.3	
59	4.3	4.3	
60	4.3	4.3	
61	4.3	4.3	
N of Valid	23	23	
N of Miss	0	0	

Table 4: How many years have you been teaching at your current school?
















Response	6	Total	
1	8.7	8.7	
2	4.3	4.3	
4	4.3	4.3	
5	8.7	8.7	
6	4.3	4.3	
7	13.0	13.0	
8	8.7	8.7	
9	17.4	17.4	
12	4.3	4.3	
16	4.3	4.3	
18	4.3	4.3	
23	4.3	4.3	
34	4.3	4.3	
38	4.3	4.3	
44	4.3	4.3	
N of Valid	23	23	
N of Miss	0	0	

Table 5: How many years have you worked as a teacher, either full- or part-time, and as either a substitute or regular teacher? (Do not count time spent as a student teacher.)

















Response	6	Total	
3	4.3	4.3	
4	13.0	13.0	
5	4.3	4.3	
6	4.3	4.3	
7	8.7	8.7	
8	4.3	4.3	
9	17.4	17.4	
10	8.7	8.7	
12	4.3	4.3	
13	4.3	4.3	
16	4.3	4.3	
19	4.3	4.3	
22	4.3	4.3	
23	4.3	4.3	
29	4.3	4.3	
34	4.3	4.3	
N of Valid	23	23	
N of Miss	0	0	

Table 6: In which grades are your students? - Prekindergarten



Response	6	Total	
Yes	13.0	13.0	
No	87.0	87.0	
N of Valid	23	23	
N of Miss	0	0	

Table 7: In which grades are your students? - Kindergarten



Response	6	Total	
Yes	30.4	30.4	
No	69.6	69.6	
N of Valid	23	23	
N of Miss	0	0	

Table 8: In which grades are your students? - 1st



Response	6	Total	
Yes	34.8	34.8	
No	65.2	65.2	
N of Valid	23	23	
N of Miss	0	0	

Table 9: In which grades are your students? - 2nd



Response	6	Total	
Yes	30.4	30.4	
No	69.6	69.6	
N of Valid	23	23	
N of Miss	0	0	

Table 10: In which grades are your students? - 3rd



Response	6	Total	
Yes	34.8	34.8	
No	65.2	65.2	
N of Valid	23	23	
N of Miss	0	0	

Table 11: In which grades are your students? - 4th



Response	6	Total	
Yes	39.1	39.1	
No	60.9	60.9	
N of Valid	23	23	
N of Miss	0	0	

Table 12: In which grades are your students? - 5th



Response	6	Total	
Yes	34.8	34.8	
No	65.2	65.2	
N of Valid	23	23	
N of Miss	0	0	

Table 13: In which grades are your students? - 6th



Response	6	Total	
Yes	30.4	30.4	
No	69.6	69.6	
N of Valid	23	23	
N of Miss	0	0	

Table 14: In which grades are your students? - 7th



Response	6	Total	
Yes	13.0	13.0	
No	87.0	87.0	
N of Valid	23	23	
N of Miss	0	0	

Table 15: In which grades are your students? - 8th



Response	6	Total	
Yes	8.7	8.7	
No	91.3	91.3	
N of Valid	23	23	
N of Miss	0	0	

Table 16: In which grades are your students? - 9th



Response	6	Total	
Yes	4.3	4.3	
No	95.7	95.7	
N of Valid	23	23	
N of Miss	0	0	

Table 17: In which grades are your students? - 10th



Response	6	Total	
Yes	4.3	4.3	
No	95.7	95.7	
N of Valid	23	23	
N of Miss	0	0	

Table 18: In which grades are your students? - 11th



Response	6	Total	
Yes	4.3	4.3	
No	95.7	95.7	
N of Valid	23	23	
N of Miss	0	0	

Table 19: In which grades are your students? - 12th



Response	6	Total	
Yes	4.3	4.3	
No	95.7	95.7	
N of Valid	23	23	
N of Miss	0	0	

Table 20: In which grades are your students? - Ungraded



Response	6	Total	
Yes	4.3	4.3	
No	95.7	95.7	
N of Valid	23	23	
N of Miss	0	0	

Table 21: Which statement best describes how YOUR classes at this school are organized?




Response	6	Total	
I instruct several classes of different students most or all of the day in one or more subjects.	31.8	31.8	
I am an elementary school teacher who teaches only one subject to different classes of students.	0.0	0.0	
I instruct the same group of students all or most of the day in multiple subjects.	45.5	45.5	
I am one of two or more teachers in the same class, at the same time; we are jointly responsible for teaching the same group of students all or most of the day.	0.0	0.0	
I instruct a small number of selected students in specific skills or to address specific needs.	22.7	22.7	
N of Valid	22	22	
N of Miss	1	1	

Table 22: Which of the following describes the teaching certification you currently hold in this state?



Response	6	Total	
Regular or standard state certificate or advanced professional certificate.	95.5	95.5	
Certificate issued after satisfying all requirements except the completion of a probationary period.	4.5	4.5	
Certificate that requires some additional coursework, student teaching, or passage of a test before regular certification can be obtained.	0.0	0.0	
Certificate issued to persons who must complete a certification program in order to continue teaching.	0.0	0.0	
I do not hold any of the above certifications in this state.	0.0	0.0	
N of Valid	22	22	
N of Miss	1	1	

Table 23: What is your highest academic level achieved?



Response	6	Total	
Bachelor's degree	27.3	27.3	
Master's degree	72.7	72.7	
Doctorate degree	0.0	0.0	
N of Valid	22	22	
N of Miss	1	1	

Table 24: For what grade ranges does your teaching certification apply? (Mark all that apply) - Early childhood, preschool and any of grades K-5.



Response	6	Total	
Yes	95.7	95.7	
No	4.3	4.3	
N of Valid	23	23	
N of Miss	0	0	

Table 25: For what grade ranges does your teaching certification apply? (Mark all that apply) - Any of grades 6-8.



Response	6	Total	
Yes	43.5	43.5	
No	56.5	56.5	
N of Valid	23	23	
N of Miss	0	0	

Table 26: For what grade ranges does your teaching certification apply? (Mark all that apply) - Any of grades 9-12.

Response	6	Total
Yes	26.1	26.1
No	73.9	73.9
N of Valid	23	23
N of Miss	0	0

Table 27: Are you male or female?

Response	6	Total
Male	0.0	0.0
Female	100.0	100.0
N of Valid	23	23
N of Miss	0	0

Table 28: Are you of Hispanic or Latino origin?

Response	6	Total
Yes	4.3	4.3
No	95.7	95.7
N of Valid	23	23
N of Miss	0	0

Table 29: What is your race/ethnicity?

Response	6	Total
White	100.0	100.0
Black or African-American	0.0	0.0
Asian	0.0	0.0
Native Hawaiian or Other Pacific Islander	0.0	0.0
American Indian or Alaska Native	0.0	0.0
N of Valid	23	23
N of Miss	0	0

3 Your Career In Education

Table 30: What job do you expect to be doing next year?



Response	6	Total	
Regular classroom teacher.	82.6	82.6	
A different professional role in education (eg, counselor, school administrator).	17.4	17.4	
A different non-professional role (eg, school aide, office administrator) in education.	0.0	0.0	
A different professional role (eg, curriculum developer) in a commercial/business educational setting.	0.0	0.0	
A different job not related to education.	0.0	0.0	
Not working any job by choice.	0.0	0.0	
Not working any job out of necessity.	0.0	0.0	
Other.	0.0	0.0	
N of Valid	23	23	
N of Miss	0	0	

Table 31: Where do you expect to be working next year?




Response	6	Total	
At my current school.	91.3	91.3	
At a school in my current district.	4.3	4.3	
Within my district but not in a school setting (eg, district office).	0.0	0.0	
In another public school district.	0.0	0.0	
Working in a private school setting.	0.0	0.0	
Working in an educational setting but not in a school setting (eg, regional educational center).	0.0	0.0	
Working in a commercial/business educational setting.	0.0	0.0	
Working in a commercial/business setting not related to education.	0.0	0.0	
Not working in any setting.	4.3	4.3	
Other.	0.0	0.0	
N of Valid	23	23	
N of Miss	0	0	

Table 32: What reasons best describe your choice for next year? (Mark all that apply) - I'm satisfied with my current situation.



Response	6	Total	
Yes	91.3	91.3	
No	8.7	8.7	
N of Valid	23	23	
N of Miss	0	0	

Table 33: What reasons best describe your choice for next year? (Mark all that apply) - I'd like a better teaching assignment.


Response	6	Total	
Yes	0.0	0.0	
No	100.0	100.0	
N of Valid	23	23	
N of Miss	0	0	

Table 34: What reasons best describe your choice for next year? (Mark all that apply) - I'd like a better salary and/or benefits.



Response	6	Total	
Yes	4.3	4.3	
No	95.7	95.7	
N of Valid	23	23	
N of Miss	0	0	

Table 35: What reasons best describe your choice for next year? (Mark all that apply) - School staffing action (eg, reduction-in-force, school closing) requires me to change.



Response	6	Total	
Yes	8.7	8.7	
No	91.3	91.3	
N of Valid	23	23	
N of Miss	0	0	

Table 36: What reasons best describe your choice for next year? (Mark all that apply) - Dissatisfaction with current school setting.


Response	6	Total	
Yes	0.0	0.0	
No	100.0	100.0	
N of Valid	23	23	
N of Miss	0	0	

Table 37: What reasons best describe your choice for next year? (Mark all that apply) - Working in a location that is more convenient.

Response	6	Total
Yes	0.0	0.0
No	100.0	100.0
N of Valid	23	23
N of Miss	0	0

Table 38: What reasons best describe your choice for next year? (Mark all that apply) - Other family or personal reasons.

Response	6	Total
Yes	0.0	0.0
No	100.0	100.0
N of Valid	23	23
N of Miss	0	0

Table 39: What reasons best describe your choice for next year? (Mark all that apply) - I'm retiring.

Response	6	Total
Yes	0.0	0.0
No	100.0	100.0
N of Valid	23	23
N of Miss	0	0

Table 40: What reasons best describe your choice for next year? (Mark all that apply) - Other.

Response	6	Total
Yes	0.0	0.0
No	100.0	100.0
N of Valid	23	23
N of Miss	0	0

Table 41: If you are dissatisfied with your current school, please indicate the level of importance each of the following plays in your dissatisfaction with your current school. Because I do not have enough autonomy over my classroom.

Response	6	Total
Not at all important	0.0	0.0
Slightly important	0.0	0.0
Somewhat important	0.0	0.0
Very important	0.0	0.0
Extremely important	0.0	0.0
N of Valid	0	0
N of Miss	23	23

Table 42: If you are dissatisfied with your current school, please indicate the level of importance each of the following plays in your dissatisfaction with your current school. Because I am dissatisfied with the large number of students I teach.

Response	6	Total
Not at all important	0.0	0.0
Slightly important	0.0	0.0
Somewhat important	0.0	0.0
Very important	0.0	0.0
Extremely important	0.0	0.0
N of Valid	0	0
N of Miss	23	23

Table 43: If you are dissatisfied with your current school, please indicate the level of importance each of the following plays in your dissatisfaction with your current school. Because I do not feel prepared to mainstream special needs (eg, disabled) students in my regular classes.

Response	6	Total
Not at all important	0.0	0.0
Slightly important	0.0	0.0
Somewhat important	0.0	0.0
Very important	0.0	0.0
Extremely important	0.0	0.0
N of Valid	0	0
N of Miss	23	23

Table 44: If you are dissatisfied with your current school, please indicate the level of importance each of the following plays in your dissatisfaction with your current school. Because I feel that there are too many intrusions on my teaching time (eg, time spent with students).

Response	6	Total
Not at all important	0.0	0.0
Slightly important	0.0	0.0
Somewhat important	0.0	0.0
Very important	0.0	0.0
Extremely important	0.0	0.0
N of Valid	0	0
N of Miss	23	23

Table 45: If you are dissatisfied with your current school, please indicate the level of importance each of the following plays in your dissatisfaction with your current school. Because I am dissatisfied with opportunities for professional development.

Response	6	Total
Not at all important	0.0	0.0
Slightly important	0.0	0.0
Somewhat important	0.0	0.0
Very important	0.0	0.0
Extremely important	0.0	0.0
N of Valid	0	0
N of Miss	23	23

Table 46: If you are dissatisfied with your current school, please indicate the level of importance each of the following plays in your dissatisfaction with your current school. Because I am dissatisfied with workplace conditions (eg, facilities, classroom resources, school safety).

Response	6	Total
Not at all important	0.0	0.0
Slightly important	0.0	0.0
Somewhat important	0.0	0.0
Very important	0.0	0.0
Extremely important	0.0	0.0
N of Valid	0	0
N of Miss	23	23

Table 47: If you are dissatisfied with your current school, please indicate the level of importance each of the following plays in your dissatisfaction with your current school. Because student discipline problems are an issue.

Response	6	Total
Not at all important	0.0	0.0
Slightly important	0.0	0.0
Somewhat important	0.0	0.0
Very important	0.0	0.0
Extremely important	0.0	0.0
N of Valid	0	0
N of Miss	23	23

Table 48: If you are dissatisfied with your current school, please indicate the level of importance each of the following plays in your dissatisfaction with your current school. Because I am dissatisfied with the administrator(s).

Response	6	Total
Not at all important	0.0	0.0
Slightly important	0.0	0.0
Somewhat important	0.0	0.0
Very important	0.0	0.0
Extremely important	0.0	0.0
N of Valid	0	0
N of Miss	23	23

Table 49: If you are dissatisfied with your current school, please indicate the level of importance each of the following plays in your dissatisfaction with your current school. Because I am dissatisfied with the lack of support I receive from the administration.

Response	6	Total
Not at all important	0.0	0.0
Slightly important	0.0	0.0
Somewhat important	0.0	0.0
Very important	0.0	0.0
Extremely important	0.0	0.0
N of Valid	0	0
N of Miss	23	23

Table 50: If you are dissatisfied with your current school, please indicate the level of importance each of the following plays in your dissatisfaction with your current school. Because I am dissatisfied with the lack of influence I have over school policies and practices.

Response	6	Total
Not at all important	0.0	0.0
Slightly important	0.0	0.0
Somewhat important	0.0	0.0
Very important	0.0	0.0
Extremely important	0.0	0.0
N of Valid	0	0
N of Miss	23	23

Table 51: If you are dissatisfied with your current school, please indicate the level of importance each of the following plays in your dissatisfaction with your current school. Because I am dissatisfied with how student assessments and school accountability measures impacted my teaching.

Response	6	Total
Not at all important	0.0	0.0
Slightly important	0.0	0.0
Somewhat important	0.0	0.0
Very important	0.0	0.0
Extremely important	0.0	0.0
N of Valid	0	0
N of Miss	23	23

Table 52: If you are dissatisfied with your current school, please indicate the level of importance each of the following plays in your dissatisfaction with your current school. Because I am dissatisfied with having some of my compensation, benefits, or rewards tied to the performance of my students.

Response	6	Total
Not at all important	0.0	0.0
Slightly important	0.0	0.0
Somewhat important	0.0	0.0
Very important	0.0	0.0
Extremely important	0.0	0.0
N of Valid	0	0
N of Miss	23	23

Table 53: If you are dissatisfied with your current school, please indicate the level of importance each of the following plays in your dissatisfaction with your current school. Because I am dissatisfied with the support I received for preparing my students for student assessments.

Response	6	Total
Not at all important	0.0	0.0
Slightly important	0.0	0.0
Somewhat important	0.0	0.0
Very important	0.0	0.0
Extremely important	0.0	0.0
N of Valid	0	0
N of Miss	23	23

Table 54: If you are dissatisfied with your current school, please indicate the level of importance each of the following plays in your dissatisfaction with your current school. Because I am dissatisfied with the influence student assessments had on the curriculum.

Response	6	Total
Not at all important	0.0	0.0
Slightly important	0.0	0.0
Somewhat important	0.0	0.0
Very important	0.0	0.0
Extremely important	0.0	0.0
N of Valid	0	0
N of Miss	23	23

Table 55: If you are dissatisfied with your current school, please indicate the level of importance each of the following plays in your dissatisfaction with your current school. Because I am dissatisfied with other aspects of accountability measures not included above.

Response	6	Total
Not at all important	0.0	0.0
Slightly important	0.0	0.0
Somewhat important	0.0	0.0
Very important	0.0	0.0
Extremely important	0.0	0.0
N of Valid	0	0
N of Miss	23	23

Table 56: What job do you expect to be doing five years from now?





Response	6	Total	
Regular classroom teacher.	73.9	73.9	
A different professional role in education (eg, counselor, school administrator).	13.0	13.0	
A different non-professional role (eg, school aide, office administrator) in education.	0.0	0.0	
A different professional role (eg, curriculum developer) in a commercial/business educational setting.	0.0	0.0	
A different job not related to education.	0.0	0.0	
Not working any job by choice.	8.7	8.7	
Not working any job out of necessity.	0.0	0.0	
Other.	4.3	4.3	
N of Valid	23	23	
N of Miss	0	0	

Table 57: Where do you expect to be working five years from now?





Response	6	Total	
At my current school.	78.3	78.3	
At a school in my current district.	8.7	8.7	
Within my district but not in a school setting (eg, district office).	0.0	0.0	
In another public school district.	0.0	0.0	
Working in a private school setting.	0.0	0.0	
Working in an educational setting but not in a school setting (eg, regional educational center).	0.0	0.0	
Working in a commercial/business educational setting.	0.0	0.0	
Working in a commercial/business setting not related to education.	0.0	0.0	
Not working in any setting.	8.7	8.7	
Other.	4.3	4.3	
N of Valid	23	23	
N of Miss	0	0	

Table 58: What reasons best describe your choice for five years from now? (Mark all that apply) - I'm satisfied with my current situation.



Response	6	Total	
Yes	73.9	73.9	
No	26.1	26.1	
N of Valid	23	23	
N of Miss	0	0	

Table 59: What reasons best describe your choice for five years from now? (Mark all that apply) - I'd like a better teaching assignment.


Response	6	Total	
Yes	0.0	0.0	
No	100.0	100.0	
N of Valid	23	23	
N of Miss	0	0	

Table 60: What reasons best describe your choice for five years from now? (Mark all that apply) - I'd like a better salary and/or benefits.



Response	6	Total	
Yes	4.3	4.3	
No	95.7	95.7	
N of Valid	23	23	
N of Miss	0	0	

Table 61: What reasons best describe your choice for five years from now? (Mark all that apply) - School staffing action (eg, reduction-in-force, school closing) requires me to change.


Response	6	Total	
Yes	0.0	0.0	
No	100.0	100.0	
N of Valid	23	23	
N of Miss	0	0	

Table 62: What reasons best describe your choice for five years from now? (Mark all that apply) - Dissatisfaction with current school setting.


Response	6	Total	
Yes	0.0	0.0	
No	100.0	100.0	
N of Valid	23	23	
N of Miss	0	0	

Table 63: What reasons best describe your choice for five years from now? (Mark all that apply) - Working in a location that is more convenient.



Response	6	Total	
Yes	8.7	8.7	
No	91.3	91.3	
N of Valid	23	23	
N of Miss	0	0	

Table 64: What reasons best describe your choice for five years from now? (Mark all that apply) - Other family or personal reasons.


Response	6	Total	
Yes	0.0	0.0	
No	100.0	100.0	
N of Valid	23	23	
N of Miss	0	0	

Table 65: What reasons best describe your choice for five years from now? (Mark all that apply) - I'm retiring.



Response	6	Total	
Yes	13.0	13.0	
No	87.0	87.0	
N of Valid	23	23	
N of Miss	0	0	

Table 66: What reasons best describe your choice for five years from now? (Mark all that apply) - Other.


Response	6	Total	
Yes	0.0	0.0	
No	100.0	100.0	
N of Valid	23	23	
N of Miss	0	0	

Table 67: How true are the following statements for you? I have the same motivation now that I did when I started teaching.



Response	6	Total	
Not true at all	0.0	0.0	
Somewhat not true	0.0	0.0	
Somewhat true	30.4	30.4	
Very true	69.6	69.6	
N of Valid	23	23	
N of Miss	0	0	

Table 68: How true are the following statements for you? I question if teaching is right for me.




Response	6	Total	
Not true at all	91.3	91.3	
Somewhat not true	4.3	4.3	
Somewhat true	4.3	4.3	
Very true	0.0	0.0	
N of Valid	23	23	
N of Miss	0	0	

Table 69: How true are the following statements for you? If I had to do it over, I would still become a teacher.




Response	6	Total	
Not true at all	0.0	0.0	
Somewhat not true	9.5	9.5	
Somewhat true	19.0	19.0	
Very true	71.4	71.4	
N of Valid	21	21	
N of Miss	2	2	

Table 70: How true are the following statements for you? I'm still teaching because I truly enjoy my work.



Response	6	Total	
Not true at all	0.0	0.0	
Somewhat not true	0.0	0.0	
Somewhat true	9.1	9.1	
Very true	90.9	90.9	
N of Valid	22	22	
N of Miss	1	1	

Table 71: How true are the following statements for you? My current salary influences my intentions in maintaining a career as a teacher.









Response	6	Total	
Not true at all	30.4	30.4	
Somewhat not true	21.7	21.7	
Somewhat true	34.8	34.8	
Very true	13.0	13.0	
N of Valid	23	23	
N of Miss	0	0	

Table 72: How true are the following statements for you? My future salary expectations influence my intentions in maintaining a career as a teacher.

Response	6	Total	
Not true at all	26.1	26.1	
Somewhat not true	26.1	26.1	
Somewhat true	39.1	39.1	
Very true	8.7	8.7	
N of Valid	23	23	
N of Miss	0	0	

4 School Leadership

Table 73: My principal or instructional supervisor: Provides a high quality of leadership.



Response	6	Total	
Strongly disagree	0.0	0.0	
Disagree	0.0	0.0	
Agree	13.0	13.0	
Strongly agree	87.0	87.0	
N of Valid	23	23	
N of Miss	0	0	

Table 74: My principal or instructional supervisor: Understands how students learn.



Response	6	Total	
Strongly disagree	0.0	0.0	
Disagree	0.0	0.0	
Agree	17.4	17.4	
Strongly agree	82.6	82.6	
N of Valid	23	23	
N of Miss	0	0	

Table 75: My principal or instructional supervisor: Values teacher feedback.



Response	6	Total	
Strongly disagree	0.0	0.0	
Disagree	0.0	0.0	
Agree	17.4	17.4	
Strongly agree	82.6	82.6	
N of Valid	23	23	
N of Miss	0	0	

Table 76: My principal or instructional supervisor: Communicates clear expectations to faculty.



Response	6	Total	
Strongly disagree	0.0	0.0	
Disagree	0.0	0.0	
Agree	13.0	13.0	
Strongly agree	87.0	87.0	
N of Valid	23	23	
N of Miss	0	0	

Table 77: My principal or instructional supervisor: Is aware of what goes on in my classroom.



Response	6	Total	
Strongly disagree	0.0	0.0	
Disagree	0.0	0.0	
Agree	34.8	34.8	
Strongly agree	65.2	65.2	
N of Valid	23	23	
N of Miss	0	0	

Table 78: My principal backs up teachers when dealing with parents about disciplinary issues.



Response	6	Total	
Strongly disagree	0.0	0.0	
Disagree	0.0	0.0	
Agree	30.4	30.4	
Strongly agree	69.6	69.6	
N of Valid	23	23	
N of Miss	0	0	

Table 79: My principal supports me in matters of student discipline.



Response	6	Total	
Strongly disagree	0.0	0.0	
Disagree	0.0	0.0	
Agree	30.4	30.4	
Strongly agree	69.6	69.6	
N of Valid	23	23	
N of Miss	0	0	

Table 80: My principal follows through in addressing student discipline problems.



Response	6	Total	
Strongly disagree	0.0	0.0	
Disagree	0.0	0.0	
Agree	39.1	39.1	
Strongly agree	60.9	60.9	
N of Valid	23	23	
N of Miss	0	0	

Table 81: School administrators give teachers opportunities to be involved in school-wide decision-making.



Response	6	Total	
Strongly disagree	0.0	0.0	
Disagree	0.0	0.0	
Agree	47.8	47.8	
Strongly agree	52.2	52.2	
N of Valid	23	23	
N of Miss	0	0	

Table 82: My principal or immediate supervisor effectively collaborates with teachers in decision-making.



Response	6	Total	
Strongly disagree	0.0	0.0	
Disagree	0.0	0.0	
Agree	39.1	39.1	
Strongly agree	60.9	60.9	
N of Valid	23	23	
N of Miss	0	0	

Table 83: I would like to be involved in decision-making about: Selecting instructional materials and resources.




Response	6	Total	
Strongly disagree	0.0	0.0	
Disagree	4.3	4.3	
Agree	34.8	34.8	
Strongly agree	60.9	60.9	
N of Valid	23	23	
N of Miss	0	0	

Table 84: I would like to be involved in decision-making about: Devising teaching techniques.




Response	6	Total	
Strongly disagree	0.0	0.0	
Disagree	8.7	8.7	
Agree	56.5	56.5	
Strongly agree	34.8	34.8	
N of Valid	23	23	
N of Miss	0	0	

Table 85: I would like to be involved in decision-making about: Setting grading and student assessment practices.




Response	6	Total	
Strongly disagree	0.0	0.0	
Disagree	13.0	13.0	
Agree	47.8	47.8	
Strongly agree	39.1	39.1	
N of Valid	23	23	
N of Miss	0	0	

Table 86: I would like to be involved in decision-making about: Developing a school-wide student discipline plan.




Response	6	Total	
Strongly disagree	0.0	0.0	
Disagree	22.7	22.7	
Agree	31.8	31.8	
Strongly agree	45.5	45.5	
N of Valid	22	22	
N of Miss	1	1	

Table 87: I would like to be involved in decision-making about: Determining the content of in-service professional development programs.




Response	6	Total	
Strongly disagree	0.0	0.0	
Disagree	9.1	9.1	
Agree	40.9	40.9	
Strongly agree	50.0	50.0	
N of Valid	22	22	
N of Miss	1	1	

Table 88: I would like to be involved in decision-making about: Developing plans about how to close the achievement gap.




Response	6	Total	
Strongly disagree	0.0	0.0	
Disagree	13.0	13.0	
Agree	56.5	56.5	
Strongly agree	30.4	30.4	
N of Valid	23	23	
N of Miss	0	0	

Table 89: I would like to be involved in decision-making about: Developing plans to improve parental involvement.




Response	6	Total	
Strongly disagree	0.0	0.0	
Disagree	21.7	21.7	
Agree	56.5	56.5	
Strongly agree	21.7	21.7	
N of Valid	23	23	
N of Miss	0	0	

Table 90: I would like to be involved in decision-making about: The selection of new teachers for this school.




Response	6	Total	
Strongly disagree	0.0	0.0	
Disagree	22.7	22.7	
Agree	45.5	45.5	
Strongly agree	31.8	31.8	
N of Valid	22	22	
N of Miss	1	1	

Table 91: I would like to be involved in decision-making about: Deciding how the school budget will be spent.




Response	6	Total	
Strongly disagree	0.0	0.0	
Disagree	19.0	19.0	
Agree	42.9	42.9	
Strongly agree	38.1	38.1	
N of Valid	21	21	
N of Miss	2	2	

Table 92: I am involved in decision-making about: Determining the content of in-service professional development programs.





Response	6	Total	
Strongly disagree	34.8	34.8	
Disagree	13.0	13.0	
Agree	43.5	43.5	
Strongly agree	8.7	8.7	
N of Valid	23	23	
N of Miss	0	0	

Table 93: I am involved in decision-making about: School improvement planning.





Response	6	Total	
Strongly disagree	4.3	4.3	
Disagree	4.3	4.3	
Agree	60.9	60.9	
Strongly agree	30.4	30.4	
N of Valid	23	23	
N of Miss	0	0	

Table 94: I am involved in decision-making about: Developing plans about how to close the achievement gap.





Response	6	Total	
Strongly disagree	4.3	4.3	
Disagree	26.1	26.1	
Agree	56.5	56.5	
Strongly agree	13.0	13.0	
N of Valid	23	23	
N of Miss	0	0	

Table 95: I am involved in decision-making about: Developing plans to improve parental involvement.





Response	6	Total	
Strongly disagree	4.3	4.3	
Disagree	21.7	21.7	
Agree	65.2	65.2	
Strongly agree	8.7	8.7	
N of Valid	23	23	
N of Miss	0	0	

Table 96: I am involved in decision-making about: Selecting instructional materials and resources.





Response	6	Total	
Strongly disagree	8.7	8.7	
Disagree	21.7	21.7	
Agree	47.8	47.8	
Strongly agree	21.7	21.7	
N of Valid	23	23	
N of Miss	0	0	

Table 97: I am involved in decision-making about: Devising teaching techniques.









Response	6	Total	
Strongly disagree	13.0	13.0	
Disagree	17.4	17.4	
Agree	47.8	47.8	
Strongly agree	21.7	21.7	
N of Valid	23	23	
N of Miss	0	0	

Table 98: I am involved in decision-making about: Setting grading and student assessment practices.

Response	6	Total	
Strongly disagree	8.7	8.7	
Disagree	26.1	26.1	
Agree	52.2	52.2	
Strongly agree	13.0	13.0	
N of Valid	23	23	
N of Miss	0	0	

5 School Climate

Table 99: This school is a good place for me to work and learn.



Response	6	Total	
Strongly disagree	0.0	0.0	
Disagree	0.0	0.0	
Agree	8.7	8.7	
Strongly agree	91.3	91.3	
N of Valid	23	23	
N of Miss	0	0	

Table 100: I feel optimistic about the future of this school.



Response	6	Total	
Strongly disagree	0.0	0.0	
Disagree	0.0	0.0	
Agree	17.4	17.4	
Strongly agree	82.6	82.6	
N of Valid	23	23	
N of Miss	0	0	

Table 101: I believe this school is headed in the right direction.



Response	6	Total	
Strongly disagree	0.0	0.0	
Disagree	0.0	0.0	
Agree	17.4	17.4	
Strongly agree	82.6	82.6	
N of Valid	23	23	
N of Miss	0	0	

Table 102: Bullying (verbal, physical, emotional).





Response	6	Total	
Not at all	26.1	26.1	
A little	39.1	39.1	
Some	30.4	30.4	
A lot	4.3	4.3	
N of Valid	23	23	
N of Miss	0	0	

Table 103: Cyber bullying.

Response	6	Total	
Not at all	87.0	87.0	
A little	8.7	8.7	
Some	4.3	4.3	
A lot	0.0	0.0	
N of Valid	23	23	
N of Miss	0	0	

Table 104: Fights and other violence.

Response	6	Total	
Not at all	52.2	52.2	
A little	34.8	34.8	
Some	8.7	8.7	
A lot	4.3	4.3	
N of Valid	23	23	
N of Miss	0	0	

Table 105: Student absences.

Response	6	Total	
Not at all	4.3	4.3	
A little	26.1	26.1	
Some	47.8	47.8	
A lot	21.7	21.7	
N of Valid	23	23	
N of Miss	0	0	

Table 106: My principal enforces school rules for student conduct and backs me up when I need it.

Response	6	Total	
Strongly disagree	0.0	0.0	
Disagree	0.0	0.0	
Agree	23.8	23.8	
Strongly agree	76.2	76.2	
N of Valid	21	21	
N of Miss	2	2	

Table 107: We have clear rules on violence.




Response	6	Total	
Strongly disagree	0.0	0.0	
Disagree	4.3	4.3	
Agree	39.1	39.1	
Strongly agree	56.5	56.5	
N of Valid	23	23	
N of Miss	0	0	

Table 108: We have clear rules on bullying.




Response	6	Total	
Strongly disagree	0.0	0.0	
Disagree	4.3	4.3	
Agree	43.5	43.5	
Strongly agree	52.2	52.2	
N of Valid	23	23	
N of Miss	0	0	

Table 109: In my school I feel safe: In the classroom.



Response	6	Total	
Never	0.0	0.0	
Seldom	0.0	0.0	
Sometimes	0.0	0.0	
Often	4.3	4.3	
A Lot	95.7	95.7	
N of Valid	23	23	
N of Miss	0	0	

Table 110: In my school I feel safe: In the cafeteria (lunchroom).



Response	6	Total	
Never	0.0	0.0	
Seldom	4.3	4.3	
Sometimes	0.0	0.0	
Often	0.0	0.0	
A Lot	95.7	95.7	
N of Valid	23	23	
N of Miss	0	0	

Table 111: In my school I feel safe: In the halls.



Response	6	Total	
Never	0.0	0.0	
Seldom	0.0	0.0	
Sometimes	4.3	4.3	
Often	0.0	0.0	
A Lot	95.7	95.7	
N of Valid	23	23	
N of Miss	0	0	

Table 112: In my school I feel safe: In the bathroom.



Response	6	Total	
Never	0.0	0.0	
Seldom	0.0	0.0	
Sometimes	4.3	4.3	
Often	0.0	0.0	
A Lot	95.7	95.7	
N of Valid	23	23	
N of Miss	0	0	

Table 113: In my school I feel safe: In the gym.




Response	6	Total	
Never	0.0	0.0	
Seldom	0.0	0.0	
Sometimes	4.3	4.3	
Often	8.7	8.7	
A Lot	87.0	87.0	
N of Valid	23	23	
N of Miss	0	0	

Table 114: In my school I feel safe: On the school bus.






Response	6	Total	
Never	4.3	4.3	
Seldom	8.7	8.7	
Sometimes	4.3	4.3	
Often	4.3	4.3	
A Lot	78.3	78.3	
N of Valid	23	23	
N of Miss	0	0	

Table 115: In my school I feel safe: At school events (ballgames, etc.).



Response	6	Total	
Never	0.0	0.0	
Seldom	0.0	0.0	
Sometimes	13.0	13.0	
Often	0.0	0.0	
A Lot	87.0	87.0	
N of Valid	23	23	
N of Miss	0	0	

Table 116: In my school I feel safe: On the playground.




Response	6	Total	
Never	0.0	0.0	
Seldom	4.3	4.3	
Sometimes	0.0	0.0	
Often	4.3	4.3	
A Lot	91.3	91.3	
N of Valid	23	23	
N of Miss	0	0	

Table 117: In my school I feel safe: In the parking lot.




Response	6	Total	
Never	0.0	0.0	
Seldom	0.0	0.0	
Sometimes	8.7	8.7	
Often	4.3	4.3	
A Lot	87.0	87.0	
N of Valid	23	23	
N of Miss	0	0	

Table 118: Teachers are treated and respected as educational professionals.




Response	6	Total	
Strongly disagree	0.0	0.0	
Disagree	4.3	4.3	
Agree	43.5	43.5	
Strongly agree	52.2	52.2	
N of Valid	23	23	
N of Miss	0	0	

Table 119: Students respect their teachers.





Response	6	Total	
Strongly disagree	8.7	8.7	
Disagree	13.0	13.0	
Agree	60.9	60.9	
Strongly agree	17.4	17.4	
N of Valid	23	23	
N of Miss	0	0	

Table 120: Parents respect their children's teachers.







Response	6	Total	
Strongly disagree	4.3	4.3	
Disagree	30.4	30.4	
Agree	52.2	52.2	
Strongly agree	13.0	13.0	
N of Valid	23	23	
N of Miss	0	0	

Table 121: My principal recognizes teachers for a job well-done.

Response	6	Total	
Strongly disagree	0.0	0.0	
Disagree	0.0	0.0	
Agree	26.1	26.1	
Strongly agree	73.9	73.9	
N of Valid	23	23	
N of Miss	0	0	

6 Students And Learning

Table 122: At my school: Students have pride in their school.



Response	6	Total	
Strongly disagree	0.0	0.0	
Disagree	0.0	0.0	
Agree	82.6	82.6	
Strongly agree	17.4	17.4	
N of Valid	23	23	
N of Miss	0	0	

Table 123: At my school: Student apathy is a problem.




Response	6	Total	
Strongly disagree	4.5	4.5	
Disagree	54.5	54.5	
Agree	40.9	40.9	
Strongly agree	0.0	0.0	
N of Valid	22	22	
N of Miss	1	1	

Table 124: At my school: Students don't care about learning.




Response	6	Total	
Strongly disagree	13.0	13.0	
Disagree	56.5	56.5	
Agree	30.4	30.4	
Strongly agree	0.0	0.0	
N of Valid	23	23	
N of Miss	0	0	

Table 125: At my school: Students take pride in their academic accomplishments.




Response	6	Total	
Strongly disagree	0.0	0.0	
Disagree	17.4	17.4	
Agree	56.5	56.5	
Strongly agree	26.1	26.1	
N of Valid	23	23	
N of Miss	0	0	

Table 126: At my school: Students come to school prepared to put forth the required effort to learn.




Response	6	Total	
Strongly disagree	0.0	0.0	
Disagree	21.7	21.7	
Agree	73.9	73.9	
Strongly agree	4.3	4.3	
N of Valid	23	23	
N of Miss	0	0	

Table 127: In which of the following areas, if any, do you believe teachers need additional support in order to be effective in the classroom: Special education (students with disabilities).





Response	6	Total	
Not at all	4.3	4.3	
A little	8.7	8.7	
Some	39.1	39.1	
A lot	47.8	47.8	
N of Valid	23	23	
N of Miss	0	0	

Table 128: In which of the following areas, if any, do you believe teachers need additional support in order to be effective in the classroom: Instructing special education students mainstreamed into regular classrooms.




Response	6	Total	
Not at all	0.0	0.0	
A little	17.4	17.4	
Some	34.8	34.8	
A lot	47.8	47.8	
N of Valid	23	23	
N of Miss	0	0	

Table 129: In which of the following areas, if any, do you believe teachers need additional support in order to be effective in the classroom: Limited English Proficiency (LEP) / Bilingual education.





Response	6	Total	
Not at all	34.8	34.8	
A little	30.4	30.4	
Some	17.4	17.4	
A lot	17.4	17.4	
N of Valid	23	23	
N of Miss	0	0	

Table 130: At my school: Space exists in my building for staff and others to work together.



Response	6	Total	
Strongly disagree	0.0	0.0	
Disagree	0.0	0.0	
Agree	60.9	60.9	
Strongly agree	39.1	39.1	
N of Valid	23	23	
N of Miss	0	0	

Table 131: At my school: The school environment is clean and well maintained.




Response	6	Total	
Strongly disagree	0.0	0.0	
Disagree	4.3	4.3	
Agree	47.8	47.8	
Strongly agree	47.8	47.8	
N of Valid	23	23	
N of Miss	0	0	

Table 132: At my school: Teachers and students take pride in the appearance of the school.



Response	6	Total	
Strongly disagree	0.0	0.0	
Disagree	0.0	0.0	
Agree	65.2	65.2	
Strongly agree	34.8	34.8	
N of Valid	23	23	
N of Miss	0	0	

Table 133: At my school: I have adequate resources to do a good job teaching students.





Response	6	Total	
Strongly disagree	4.3	4.3	
Disagree	8.7	8.7	
Agree	60.9	60.9	
Strongly agree	26.1	26.1	
N of Valid	23	23	
N of Miss	0	0	

Table 134: At my school: The Internet connection at my school is reliable and of adequate speed for instructional purposes.






Response	6	Total	
Strongly disagree	0.0	0.0	
Disagree	8.7	8.7	
Agree	56.5	56.5	
Strongly agree	34.8	34.8	
N of Valid	23	23	
N of Miss	0	0	

Table 135: At my school: Teachers have access to reliable communication technology, including phones, faxes and e-mail.

Response	6	Total	
Strongly disagree	0.0	0.0	
Disagree	0.0	0.0	
Agree	47.8	47.8	
Strongly agree	52.2	52.2	
N of Valid	23	23	
N of Miss	0	0	

7 The Teaching Experience At My School

Table 136: My principal or instructional supervisor: Gives me useful feedback on my teaching.



Response	6	Total	
Strongly disagree	0.0	0.0	
Disagree	0.0	0.0	
Agree	39.1	39.1	
Strongly agree	60.9	60.9	
N of Valid	23	23	
N of Miss	0	0	

Table 137: My principal or instructional supervisor: Gives informal feedback to me outside of the formal evaluation process.



Response	6	Total	
Strongly disagree	0.0	0.0	
Disagree	0.0	0.0	
Agree	34.8	34.8	
Strongly agree	65.2	65.2	
N of Valid	23	23	
N of Miss	0	0	

Table 138: My principal or instructional supervisor: Provides suggestions that improve my teaching effectiveness.



Response	6	Total	
Strongly disagree	0.0	0.0	
Disagree	0.0	0.0	
Agree	47.8	47.8	
Strongly agree	52.2	52.2	
N of Valid	23	23	
N of Miss	0	0	

Table 139: My principal or instructional supervisor: Understands effective teaching and learning in my subject area.




Response	6	Total	
Strongly disagree	0.0	0.0	
Disagree	4.3	4.3	
Agree	43.5	43.5	
Strongly agree	52.2	52.2	
N of Valid	23	23	
N of Miss	0	0	

Table 140: My principal or instructional supervisor: Provides accurate feedback on my instruction.



Response	6	Total	
Strongly disagree	0.0	0.0	
Disagree	0.0	0.0	
Agree	39.1	39.1	
Strongly agree	60.9	60.9	
N of Valid	23	23	
N of Miss	0	0	

Table 141: My principal or instructional supervisor: Adequately assesses effective teaching.



Response	6	Total	
Strongly disagree	0.0	0.0	
Disagree	0.0	0.0	
Agree	43.5	43.5	
Strongly agree	56.5	56.5	
N of Valid	23	23	
N of Miss	0	0	

Table 142: How true are the following statements for you? I know how to deliver instruction so that all my students can learn.



Response	6	Total	
Not true at all	0.0	0.0	
Somewhat not true	0.0	0.0	
Somewhat true	13.0	13.0	
Very true	87.0	87.0	
N of Valid	23	23	
N of Miss	0	0	

Table 143: How true are the following statements for you? I have the ability to assess student learning problems.



Response	6	Total	
Not true at all	0.0	0.0	
Somewhat not true	0.0	0.0	
Somewhat true	21.7	21.7	
Very true	78.3	78.3	
N of Valid	23	23	
N of Miss	0	0	

Table 144: How true are the following statements for you? When students in my class struggle, I have the expertise to use alternate teaching strategies.



Response	6	Total	
Not true at all	0.0	0.0	
Somewhat not true	0.0	0.0	
Somewhat true	17.4	17.4	
Very true	82.6	82.6	
N of Valid	23	23	
N of Miss	0	0	

Table 145: How true are the following statements for you? I use many effective strategies to restore order in a classroom.



Response	6	Total	
Not true at all	0.0	0.0	
Somewhat not true	0.0	0.0	
Somewhat true	13.0	13.0	
Very true	87.0	87.0	
N of Valid	23	23	
N of Miss	0	0	

Table 146: How true are the following statements for you? I use a number of effective strategies for motivating students to engage in their classwork.



Response	6	Total	
Not true at all	0.0	0.0	
Somewhat not true	0.0	0.0	
Somewhat true	8.7	8.7	
Very true	91.3	91.3	
N of Valid	23	23	
N of Miss	0	0	

Table 147: How true are the following statements for you? Some students just cannot be motivated to do the work.





Response	6	Total	
Not true at all	21.7	21.7	
Somewhat not true	17.4	17.4	
Somewhat true	26.1	26.1	
Very true	34.8	34.8	
N of Valid	23	23	
N of Miss	0	0	

Table 148: How true are the following statements for you? I give students an opportunity to make decisions about class activities.

Response	6	Total	
Not true at all	0.0	0.0	
Somewhat not true	4.3	4.3	
Somewhat true	56.5	56.5	
Very true	39.1	39.1	
N of Valid	23	23	
N of Miss	0	0	

Table 149: At my school: Teachers receive feedback from teacher evaluations that help them improve teaching.

Response	6	Total	
Strongly disagree	0.0	0.0	
Disagree	4.3	4.3	
Agree	34.8	34.8	
Strongly agree	60.9	60.9	
N of Valid	23	23	
N of Miss	0	0	

Table 150: At my school: Teacher performance evaluations are conducted consistently and fairly.

Response	6	Total	
Strongly disagree	0.0	0.0	
Disagree	4.3	4.3	
Agree	26.1	26.1	
Strongly agree	69.6	69.6	
N of Valid	23	23	
N of Miss	0	0	

Table 151: At my school: Teacher evaluations accurately assess effective teaching.

Response	6	Total	
Strongly disagree	0.0	0.0	
Disagree	8.7	8.7	
Agree	34.8	34.8	
Strongly agree	56.5	56.5	
N of Valid	23	23	
N of Miss	0	0	

Table 152: How true are the following statements for you? I find myself working late hours at home/school.





Response	6	Total	
Not true at all	13.0	13.0	
Somewhat not true	8.7	8.7	
Somewhat true	39.1	39.1	
Very true	39.1	39.1	
N of Valid	23	23	
N of Miss	0	0	

Table 153: How true are the following statements for you? The amount of time I'm working feels unfair.





Response	6	Total	
Not true at all	39.1	39.1	
Somewhat not true	26.1	26.1	
Somewhat true	21.7	21.7	
Very true	13.0	13.0	
N of Valid	23	23	
N of Miss	0	0	

Table 154: At my school: I'm on the phone a lot dealing with my students' non-educational problems.




Response	6	Total	
Not true at all	43.5	43.5	
Somewhat not true	34.8	34.8	
Somewhat true	21.7	21.7	
Very true	0.0	0.0	
N of Valid	23	23	
N of Miss	0	0	

Table 155: At my school: I'm emotionally drained working with my students' personal problems.





Response	6	Total	
Not true at all	43.5	43.5	
Somewhat not true	17.4	17.4	
Somewhat true	30.4	30.4	
Very true	8.7	8.7	
N of Valid	23	23	
N of Miss	0	0	

Table 156: At my school: I spend a great deal of time dealing with students' social and emotional troubles.





Response	6	Total	
Not true at all	21.7	21.7	
Somewhat not true	17.4	17.4	
Somewhat true	52.2	52.2	
Very true	8.7	8.7	
N of Valid	23	23	
N of Miss	0	0	

Table 157: At my school: The level of social/emotional problems of my students often overwhelms me.





Response	6	Total	
Not true at all	26.1	26.1	
Somewhat not true	34.8	34.8	
Somewhat true	34.8	34.8	
Very true	4.3	4.3	
N of Valid	23	23	
N of Miss	0	0	

Table 158: How true are the following statements for you? I look forward to coming to school in the morning.



Response	6	Total	
Not true at all	0.0	0.0	
Somewhat not true	0.0	0.0	
Somewhat true	26.1	26.1	
Very true	73.9	73.9	
N of Valid	23	23	
N of Miss	0	0	

Table 159: How true are the following statements for you? I dread coming to work in the morning.



Response	6	Total	
Not true at all	82.6	82.6	
Somewhat not true	17.4	17.4	
Somewhat true	0.0	0.0	
Very true	0.0	0.0	
N of Valid	23	23	
N of Miss	0	0	

Table 160: How true are the following statements for you? I often wish I had chosen another profession.

Response	6	Total	
Not true at all	69.6	69.6	
Somewhat not true	17.4	17.4	
Somewhat true	13.0	13.0	
Very true	0.0	0.0	
N of Valid	23	23	
N of Miss	0	0	

Table 161: How true are the following statements for you? I like being a teacher.

Response	6	Total	
Not true at all	0.0	0.0	
Somewhat not true	0.0	0.0	
Somewhat true	8.7	8.7	
Very true	91.3	91.3	
N of Valid	23	23	
N of Miss	0	0	

8 Teacher Compensation

Table 162: I have to supplement my income from teaching in other ways (eg, second-job, summer job, etc.).









Response	6	Total	
Not true at all	26.1	26.1	
Somewhat not true	30.4	30.4	
Somewhat true	30.4	30.4	
Very true	13.0	13.0	
N of Valid	23	23	
N of Miss	0	0	

Table 163: I need to work a part-time job in addition to teaching.

Response	6	Total	
Not true at all	43.5	43.5	
Somewhat not true	30.4	30.4	
Somewhat true	17.4	17.4	
Very true	8.7	8.7	
N of Valid	23	23	
N of Miss	0	0	

9 Teacher Relationships And Collaboration

Table 164: Colleagues give each other support when one of them is upset.



Response	6	Total	
Strongly disagree	0.0	0.0	
Disagree	0.0	0.0	
Agree	17.4	17.4	
Strongly agree	82.6	82.6	
N of Valid	23	23	
N of Miss	0	0	

Table 165: Teachers have close working relationships with each other.



Response	6	Total	
Strongly disagree	0.0	0.0	
Disagree	0.0	0.0	
Agree	21.7	21.7	
Strongly agree	78.3	78.3	
N of Valid	23	23	
N of Miss	0	0	

Table 166: Teachers have good relationships with each other outside of school.



Response	6	Total	
Strongly disagree	0.0	0.0	
Disagree	0.0	0.0	
Agree	30.4	30.4	
Strongly agree	69.6	69.6	
N of Valid	23	23	
N of Miss	0	0	

Table 167: At my school: The faculty collaborates effectively to make decisions and solve problems as a group.



Response	6	Total	
Strongly disagree	0.0	0.0	
Disagree	0.0	0.0	
Agree	30.4	30.4	
Strongly agree	69.6	69.6	
N of Valid	23	23	
N of Miss	0	0	

Table 168: At my school: There is an atmosphere of trust and mutual respect within the school.





Response	6	Total	
Strongly disagree	0.0	0.0	
Disagree	0.0	0.0	
Agree	26.1	26.1	
Strongly agree	73.9	73.9	
N of Valid	23	23	
N of Miss	0	0	

Table 169: At my school: Everyone is treated as a member of the school family.

Response	6	Total	
Strongly disagree	0.0	0.0	
Disagree	0.0	0.0	
Agree	22.7	22.7	
Strongly agree	77.3	77.3	
N of Valid	22	22	
N of Miss	1	1	